



SUPPORTING OUR
COMMUNITIES

ALBERTA GAMING AND LIQUOR COMMISSION

2009-10
Charitable
Gaming
in Review

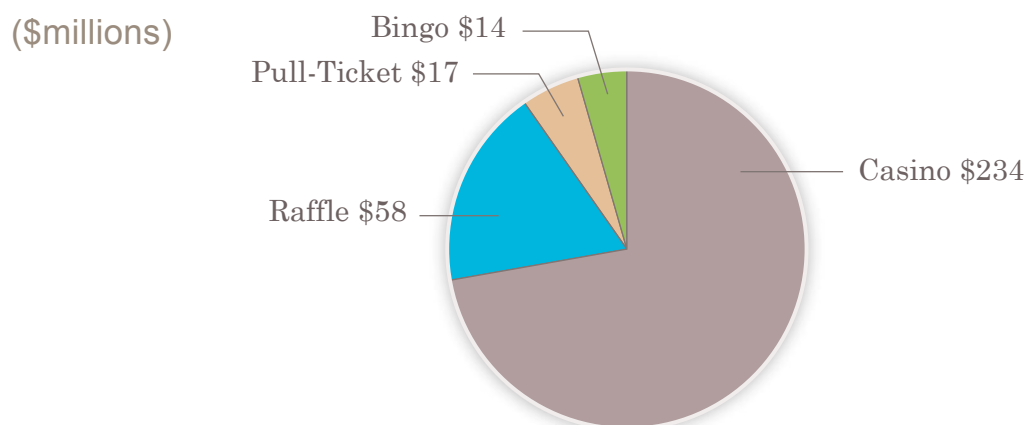


Year at a Glance

The charitable component of Alberta's gaming model provides opportunities for thousands of charitable and religious groups to benefit financially from gaming activities. In 2009-10, 11,306 non-profit groups across the province earned \$323 million dollars to support their programs and activities by conducting bingos and casinos (table games), selling pull-tickets, and holding raffles. The funds from charitable gaming events are used to help our communities stay vibrant and attractive for residents and newcomers alike.

Proceeds (revenues less expenses) from licensed charitable gaming events go directly to the charities that conduct the events. Charitable and religious groups conducting a casino event keep the proceeds from the table games, less a service fee for the facility operator. In a similar fashion, charities keep all the proceeds they earn from bingos, raffles and pull-ticket sales after operating expenses. Charities also receive a portion of the revenues from slot machines, electronic bingo and Keno. Charities pay event licensing fees to the Alberta Gaming and Liquor Commission. In 2009-10 this totalled \$3.4 million.

Figure 1: Charitable Proceeds for 2009-10



Charitable Gaming Revenue To Charities

(\$ millions) ¹	2009-10	2008-09	2007-08	2006-07	2005-06
Casino	\$234	\$252	\$244	\$198	\$172
Raffle	58	53	48	34	34
Bingo	14	15	26	30	35
Pull-Ticket	17	15	7	8	7
Total	\$323	\$335	\$325	\$270	\$248

¹ For information on the data contained in charitable gaming revenue to charities, please see page 6.

Charitable Gaming Licences Issued¹

	2009-10	2008-09	2007-08	2006-07	2005-06
Bingo	771	1,057	1,027	1,265	1,262
Casino	3,494	3,471	3,424	3,259	2,904
Pull-Ticket	192	283	198	295	228
Raffles over \$10,000	232	271	290	296	327
Raffles under \$10,000 ²	7,463	6,791	6,326	6,339	–
Total Charitable Gaming Licences Issued	12,152	11,873	11,265	11,454	4,721

1 Bingo and pull-ticket licences are generally in effect for two years. Licences for casinos and raffles are generally for a single event.

2 Licences for raffles under \$10,000 are issued from Alberta registry agents on behalf of the Alberta Gaming and Liquor Commission. Data for raffle licences under \$10,000 for 2005-06 is not available.

Gaming Venues

	2009-10	2008-09	2007-08	2006-07	2005-06
Association Bingo Facilities	31	33	40	43	46
Private Operator Bingo Facilities	1	1	2	1	1
Total Licensed Bingo Facilities	32	34	42	44	47
Traditional Casino Facilities	19	19	19	18	17
First Nations Casino Facilities	5	5	4	1	–
Total Charitable Casino Facilities	24	24	23	19	17

Table of Contents

Message from the Chief Executive Officer	4	Gaming Licences in Effect and Associated Proceeds	20
Introduction	5	Licences in Effect and Sales	20
Mandate	5	Proceeds by Major Centre	22
Regulation	6	Proceeds by Licence Category	23
Reporting Financial Returns	6	Bingo	25
Charitable Gaming Revenue	6	Highlights	25
Social Responsibility	6	Overview	25
Eligibility	7	Bingo Proceeds Summary	26
What is Charitable?	7	Casino	28
Gaming Information for Charitable Groups (GAIN)	7	Highlights	28
Becoming a Charitable Gaming Licensee	8	Overview	28
Types of Groups Eligible for Gaming Licences.....	8	Casino Proceeds Summary	29
Eligible Groups Summary	9	Pull-Tickets	31
Web Access	10	Highlights	31
Allowable Uses of Proceeds	11	Overview	31
Uses of Proceeds.....	11	Pull-Ticket Proceeds Summary	31
Allowable Uses of Proceeds Summary	12	Raffles	33
Uses of Charitable Gaming Proceeds by Charitable Groups.....	16	Highlights	33
Uses of Charitable Gaming Proceeds by Charitable Groups Summary	16	Overview	33
First Nation Eligibility and Allowable Uses of Proceeds	18	Raffle Proceeds Summary	33
Uses of First Nation Casino Proceeds	18	Licence Fees	35
Uses of First Nation Casino Proceeds Summary	18	Licence Fees per Type of Event	35
		Facility Licence Fees	35
		Licence Fees Collected.....	35
		Contact Information	36
		AGLC Offices	36
		If You Have Questions	37

Message from the Chief Executive Officer



The charitable gaming component of Alberta's gaming model provides opportunities for thousands of charitable and religious organizations to benefit directly from gaming activities. They use the funds earned from casinos, bingos, raffles and pull-tickets to support a variety of approved projects and services.

In 2009-10, the AGLC continued to work closely with charitable and religious groups across the province to ensure gaming remains a viable fundraising activity. The achievements would not be possible without the tireless work of the thousands of volunteers. I recognize and applaud volunteers for their achievements throughout the year and acknowledge their ongoing dedication and positive contribution they make to their communities.

I am pleased to report that in 2009-10, charitable and religious organizations earned over \$323 million by conducting bingos and casinos (table games and commissions from slot machines), selling pull-tickets and holding raffles. These funds are reinvested back into their communities.

In addition to ensuring that these organizations continue to benefit from the charitable component of Alberta's gaming model, the AGLC also ensures that gaming activities are conducted with integrity and in a socially responsible manner. The AGLC processed almost 4,700 licence applications, completed over 4,600 charitable gaming inspections, and mailed out over 6,200 charitable gaming financial reports in 2009-10. Additionally, the AGLC has Responsible Gaming Information Centres (RGICs) in 15 casinos and continues to provide bingo (*A Good Call*) and casino (*Deal Us In*) staff with social responsibility training.

I wish Alberta's charities continued success in 2010-11 and to congratulate them on their achievements in 2009-10.

Original signed by

Gerry McLennan
Chief Executive Officer

Introduction

Only licensed charitable or religious groups may conduct charitable gaming activities in Canada. Through the charitable component of Alberta's gaming model, the AGLC ensures that charities receive the maximum benefits from charitable gaming activities. These proceeds are used to support community projects and initiatives for non-profit and volunteer organizations throughout Alberta. In 2009-10, 11,306 charities earned \$323 million through charitable gaming activities such as bingos, casinos, pull-tickets and raffles.

Alberta's gaming model is highly regarded by charitable groups and stakeholders. This annual review provides information and reporting on the charitable aspects of Alberta's gaming model including:

- What is charitable;
- Which groups are eligible for gaming licences;
- How to become a charitable gaming licensee;
- How charitable gaming funds are used;
- The amount generated by charities from each gaming activity; and
- How the province maintains the integrity of gaming activities.

Also included in this annual review is information about the Gaming Information for Charitable Groups (GAIN) program, which educates charitable and religious groups about how the charitable gaming model works.

All the reference material cited in this publication, such as specific terms and conditions for each gaming activity, is available on the Alberta Gaming and Liquor Commission (AGLC) website at aglc.ca.

Mandate

In accordance with the *Gaming and Liquor Act*, the Gaming and Liquor Regulation, and the *Criminal Code* (Canada), the AGLC's mandate is to:

- License, regulate and monitor gaming and liquor activities in Alberta;
- Define operating policies and procedures for gaming and liquor activities;
- Ensure integrity and social responsibility in the operation of gaming and liquor activities;
- Collect gaming and liquor revenue;
- Ensure business and program operations run efficiently and effectively;
- Disburse provincial lottery revenues;
- With industry and government, develop and implement programs and services to address problem gambling and responsible alcohol consumption; and
- Communicate to gaming and liquor stakeholders accurate and timely information.

In addition to licensing eligible groups for charitable gaming events, the AGLC administers the Alberta Lottery Fund, including the collection and disbursement of proceeds. Alberta Lottery Fund proceeds come from electronic gaming activities such as VLTs, slot machines, electronic bingo and ticket lotteries. Alberta Lottery Fund grants are administered by various government ministries and fund a number of programs, projects and foundations that support all Alberta communities.

Regulation

All gaming activities must comply with the *Criminal Code* (Canada), the *Gaming and Liquor Act*, Gaming and Liquor Regulation, and AGLC policies. Albertans trust the AGLC to protect the integrity and maintain accountability in Alberta's gaming activities. To achieve this, the AGLC works with charitable groups and the gaming industry to ensure that everyone who participates in a licensed gaming event has a fair chance to win and that events are carried out in accordance with the policies that govern them.

AGLC inspectors visit gaming sites and perform random checks of activities to ensure that rules are being followed. (If you meet an inspector during your event, it's a great opportunity to ask questions about the legislation, regulation or policies!) If the rules are not being followed, the inspector prepares a report and informs the group. Disciplinary action by the Board of the AGLC may take place — ranging from warnings to suspension or removal of licences.

The AGLC also monitors the gaming industry and charitable gaming licensees to help maintain financial integrity. Audits help ensure that gaming proceeds are used for approved purposes and that gaming operations and record-keeping processes comply with legislative and policy requirements.

Reporting Financial Returns

The AGLC ensures the proceeds from charitable gaming benefit the community. As licensed charities, groups are required to report to the AGLC how gaming proceeds have been used. A separate financial report is required for each licence. Groups must account for the proceeds as well as interest, dividends and other income earned on the proceeds.

The AGLC mails financial reports to each charity, which the group must complete and return within 60 days from the date of mailing.

Gaming proceeds must be used within two years after the proceeds are obtained. Any extension of this period must be approved in advance by the AGLC.

If a charity wants to use the proceeds for purposes other than those in its original application, the charity is required to obtain the approval of the AGLC before it spends the proceeds for the new purposes. This ensures the proposed new use of funds is in accordance with the *Criminal Code* and reflects a use that is charitable or religious in nature. If gaming proceeds are used for unapproved purposes, the AGLC will investigate and may require the funds be returned.

Charitable Gaming Revenue

It can take up to seven months after the completion of a raffle, pull-ticket, or community bingo event for the event data to be submitted to and reviewed by the AGLC. This is the normal timeframe given the numerous stages of the process involved. Various delays may be encountered which may lengthen this timeframe.

As such, this report is based on the following data:

- **BINGOS:** data is based on the current fiscal year for bingo events conducted at licensed bingo facilities and prior year data for bingo events conducted at community bingo facilities. Data from community bingos with gross sales under \$2,500 is not included.
- **CASINOS:** data is based on the current fiscal year.
- **PULL-TICKETS:** for 2008-09 and 2009-10, data is based on the current fiscal year for pull-tickets sold at licensed bingo facilities and prior year data for pull-tickets sold in all other locations. For 2007-08 and prior years, data is based on the prior fiscal year for all locations.
- **RAFFLES:** data is based on the current fiscal year for raffles with gross sales under \$10,000 and prior year information for raffles with gross sales over \$10,000.

The total amount wagered on casino table games includes the total poker rake from poker table games (Maximum of \$5 per hand) and tournaments (10 per cent). The operator's fee from the poker rake is included under the expense column.

Social Responsibility

Part of maximizing benefits to Alberta's charitable groups includes being responsible. The AGLC is committed to ensuring the gaming industry in Alberta is operated in a socially responsible manner. By ensuring those who choose to gamble have the information and resources they need to make informed decisions, the AGLC strives to create healthy and sustainable gambling environments.

To achieve this, we work collaboratively with industry, government and stakeholders to provide information and support to charitable gaming staff, groups and patrons. The AGLC has Responsible Gambling Information Centers (RGICs) in 16 Casinos and Racing Entertainment Centres (RECs) across Alberta that offer responsible gambling information and support to gaming staff and patrons.

The AGLC also offers responsible gambling training programs such as: *Deal Us In* for Casino and REC staff and *A Good Call* for staff in licensed bingo facilities. Information on all of the AGLC's responsible gambling programs that help prevent and reduce gambling-related harm is available on the AGLC website at aglc.ca.

Eligibility

What is Charitable?

Common law principles, as used by the courts, are the foundation for classifying what is considered charitable in Alberta. There are four classification categories used to determine what constitutes a charitable or religious object or purpose.

- Relief of poverty
- Advancement of education
- Advancement of religion
- Other purposes beneficial to the community

Since “other purposes beneficial to the community” evolves with social priorities over time, this classification is broken down further to define what is included in it. For further clarification on all four categories, please refer to the AGLC’s Charitable Gaming Policies Handbook available on the AGLC’s website at aglc.ca.

There are four licensed gaming activities charitable groups can apply to participate in:

- Bingo;
- Casino;
- Pull-Ticket; and
- Raffle.

Gaming Information for Charitable Groups (GAIN)

Need more information? Want an opportunity to ask questions? Gaming Information for Charitable Groups (GAIN) sessions are free information seminars that provide volunteers of charitable and religious groups with the opportunity to GAIN knowledge about charitable gaming activities.

The information sessions cover:

What you need to know before a gaming event:

- Legislative and regulatory requirements of charitable gaming in Alberta;
- Eligibility for gaming licences;

- The licensing application process;
- Eligible use of proceeds; and
- Requirements to hold a charitable gaming event.

What you need to know during a gaming event:

- Conduct of a gaming event – Bingo, Casino, Pull-Ticket, and Raffle.

What you need to know after a gaming event:

- Financial reporting requirements.

By the end of the session, participants are up-to-date on the rules for charitable gaming and take away a comprehensive resource manual for further reference. In 2009-10, a new Board Development Program component was incorporated into the GAIN program to provide volunteer board members with awareness of their roles and responsibilities within their organization in the area of governance.

There are six types of GAIN sessions:

- Charitable gaming licensing sessions;
- Use of gaming proceeds sessions;
- Combined charitable gaming licensing and use of proceeds sessions;
- Casino sessions;
- Host First Nations sessions; and
- Special sessions, (e.g., conference and convention presentations), available upon request.

During 2009-10, we delivered 201 GAIN sessions to more than 2,650 participants in 45 different Alberta communities.

The GAIN program is very popular. During the past six years, program facilitators have hosted information sessions in 119 communities. Over 25,000 participants from over 8,500 charitable organizations accessed gaming information through the GAIN program.

For information about the GAIN program, phone 780-447-7499 or 1-866-307-7499 or visit the AGLC’s website at aglc.ca.

Becoming a Charitable Gaming Licensee

If your group is interested in charitable gaming, and if your group meets the qualification requirements, your first step is to apply for a charitable gaming licence. Charitable gaming licence forms are available on the AGLC website at aglc.ca or you can obtain licence forms by calling the AGLC toll-free at 1-800-272-8876 or 780-310-0000.

A separate application form must be completed for each licence (bingo, casino, raffle or pull-ticket) and supporting documents must be attached. Once complete, forms should be sent to:

**Alberta Gaming and Liquor Commission
Regulatory Division
50 Corriveau Avenue
St. Albert, Alberta T8N 3T5**

Application forms can also be faxed to the AGLC at 780-447-8912.

Once we receive the application, we will review the information to determine if your group is eligible for a charitable gaming licence. The eligibility of all applicants is based on the eligibility criteria for organizational structure, program delivery and use of gaming proceeds as outlined in the Charitable Gaming Policies Handbook, which is available on our website at aglc.ca.

When submitting your application ensure you provide as much detail as possible and ensure your application is complete. If your group's eligibility cannot be determined by a review of the information contained in the submitted application, additional information may be requested and an AGLC representative may meet with your group or conduct other inquiries to complete a more detailed eligibility review. The AGLC works to review and process all applications for a gaming licence within 12 weeks of receipt of a complete application. Processing applications and determining eligibility may take longer if the submitted application information is incomplete or a more detailed eligibility review is required to determine eligibility.

If your group obtains a gaming licence and becomes a charitable gaming licensee, you will receive an information package from the AGLC. Staff will also provide information that will help your group conduct its event in accordance with terms and conditions.

Financial reporting is required for every gaming licence. All records must be kept for a period of two years after the licence expires. More information about financial reporting is available on the AGLC website at aglc.ca.

Types of Groups Eligible for Gaming Licences

The *Criminal Code (Canada)* requires that groups participating in charitable gaming are charitable or religious in nature and that the proceeds be directed to charitable or religious purposes. The province's *Gaming and Liquor Act*, Gaming and Liquor Regulation, and its gaming policies establish the standards for conducting gaming activities; this includes which groups may be eligible for gaming licences and how they may use the gaming proceeds.

There are three key components the AGLC considers when assessing a group's eligibility for gaming licensing:

- Structure – Is it broad-based and democratic?
- Program Delivery – How long have programs or services been offered? How do the group's programs or services benefit the community?
- Use of Proceeds – How will the money be spent?

Only non-profit groups are eligible for charitable gaming licences. In addition, eligible groups must:

- Have a broad-based volunteer membership;
- Have an executive democratically chosen from its membership;
- Have unpaid members, directors or officers;
- Have programs which benefit a large segment of the community, not the individual members' self interest;
- Have members who are responsible for establishing, maintaining control of and delivering the group's programs; and
- Be incorporated (except for raffles with a total ticket value of \$10,000 or less).

Eligible groups must have actively delivered a charitable program to the community for at least one year before applying for a gaming licence. For casino event applicants, an active record of program delivery for the previous 24 months is required. In locations where there is no casino waiting list, casino event licences will be considered after 12 months of proven program delivery. For bingo applicants and applicants for a raffle with a total ticket value of more than \$100,000, an active record of program delivery for the previous 12 months is required.

The record of program delivery requirement is to ensure eligible groups have pre-existing support in the community and do not rely solely on gaming funds for program delivery. Gaming proceeds are intended to supplement the charitable activities of eligible groups rather than serve as a primary source of funding.

Eligible Groups Summary

From 'A' to (almost) 'Z', there is a wide variety of different types of groups that are eligible to participate in charitable gaming.

AGRICULTURAL FAIR OR EXHIBITION	Groups registered under the <i>Alberta Societies Act</i> or <i>Agricultural Societies Act</i> that conduct annual fairs, exhibitions, rodeo or chuck wagon events.
AID OF THE DISTRESSED	Groups with identified specific issues of social concern that actively work to address these issues by providing a social service and/or educational program. Examples include facilities that house victims of violence and food banks.
ARTS	Non-profit groups that actively deliver an arts program or activity to the public in the visual arts, the literary arts, the media arts and the performing arts. Included are marching, school and youth bands, and related groups such as parent associations and booster clubs.
ASSOCIATIONS OF EMPLOYEES, OCCUPATIONS OR PROFESSIONS	A group of employees or groups founded upon a common occupation or profession with membership open to the general public. The group's primary purpose is to provide charitable programs or services that benefit the community. Groups formed by employees or upon a common occupation or profession, structured principally for self-help, personal benefit or the welfare of their membership are ineligible.
CHAMBER OF COMMERCE/ BOARD OF TRADE	Chamber of Commerce or Board of Trade groups in municipalities where a service club or community league or association does not exist. The chamber or board serves the purpose of operating community programs or services.
CHILDREN'S GROUPS	Groups that deal with children and have identified specific issues of social concern and actively address these issues, such as day care facilities. Commercial enterprises are ineligible.
COMMUNITY LEAGUES/ ASSOCIATIONS	Groups incorporated as community leagues/associations or groups that provide the same types of functions as community leagues/associations.
EDUCATION	Volunteer educational groups within or affiliated with schools or educational institutions that enhance the educational opportunities of students.
ETHNO-CULTURAL	Groups identifying themselves with a specific ethnic or cultural origin that preserve or enhance their heritage, traditions, and cultures by offering educational programs or cultural activities to the community.
FUNDRAISING	Groups such as: (a) foundations and "friends of" groups incorporated to aid and support the charitable work of hospitals, schools and libraries (that is, they aid and support establishments or institutions which are ineligible for licensing due to statutory or policy limitations); and (b) community service groups (nationally chartered service clubs, fraternal groups, veteran's groups, and the United Way) that operate to support community projects, organizations and assist needy individuals.
GOVERNANCE (ARM'S LENGTH)	Groups that deliver programs for community service or public benefit and show a clear separation in funding and governance from publicly-funded programs. Examples include youth, family and community service associations.
HISTORICAL RESOURCES	Groups engaged in activities that provide the general public with access to historical resources, such as museums and historical book committees.
HOBBY/ SOCIAL	Groups whose programs provide education and information programs to members of the public. Examples include quilting associations and orienteering clubs. Groups primarily established to serve or further the self interest of its members through pursuit of leisure time activities based upon hobby, recreational, or social activities are ineligible.
LIAISON	Groups that provide public education or counseling programs, liaise with government, and present a balance of the range of views on particular issues of public concern. Examples include groups that represent specific cultures or environmental concerns.

MEDICAL/ HEALTH AID AND RELIEF	Groups whose primary purpose is to assist those afflicted with a specific physical or mental disorder. Includes groups that support medical research, health care facilities or support groups for those who are handicapped. Hospitals, health centres and for-profit medical facilities are ineligible.
NATURE CONSERVANCY	Groups at the community or regional level that promote nature conservation through educational programs or the operation of public facilities.
NON-PROFIT	A non-profit group ineligible for a gaming licence as a charity or religious group may be eligible for a licence to conduct a small raffle with a total ticket value of \$5,000 or less.
PROMOTIONAL	A group that provides a charitable or religious program or service which results in a community benefit, and engages in promotional activities to increase public awareness and participation in its programs or services.
RELATED GROUPS	Branches, subsidiaries, auxiliaries, or groups similarly affiliated with a charity are considered related to a charity. Either the principal or affiliated group may be licensed for a bingo or casino event at a time.
RELIGIOUS	Religious groups such as churches, parishes, congregations, and lay groups involved in furthering religious principles or objectives.
SENIOR CITIZENS	Groups that provide programs and services to assist seniors in the community.
SPORTS	Sports groups at the community or regional level that promote a charitable objective through the delivery of a structured and developmental amateur sports program to the public. The sports program may be based on individual or team play. Adult sports groups that meet various criteria, including support of a youth component of the sport, may be eligible.
UMBRELLA GROUPS	A group that provides support to other charitable groups and is responsible for direct active delivery of charitable or religious programs to the community. Includes umbrella groups with joint responsibility with charitable groups for the direct delivery of programs or services to the general public, and contributes resources needed to deliver these programs and services, for example, governing bodies of eligible amateur sports leagues.
VETERAN, SERVICE AND FRATERNAL	Groups established based on a national charter and whose general objectives relate to activities that provide community benefit. The auxiliaries of such groups may also be eligible for licensing. For example: legions, fraternal orders, etc.
YOUTH	Groups that provide youth development programs and services in the community, such as the teaching of leadership, citizenship and community development skills.

Web Access

A number of licensing services are available to licensed charitable groups on the AGLC website at aglc.ca. Once registered for a web account, groups can do the following online:

- View their gaming licences;
- View their consolidated bank account information;
- View their current registered organization contact list;

- View their current "Use of Proceeds" list;
- Register on-line for GAIN sessions; and
- Submit their financial report on-line (for Raffles under \$10,000).

Applying for a web account is easy. An "Internet Account Request" Form (Form 5536) is available on the AGLC website at aglc.ca. Once approved, groups are sent a user ID and password via email.

Allowable Uses of Proceeds

Uses of Proceeds

How can charitable gaming proceeds be used?

The proceeds groups raise from charitable gaming must be used for approved charitable or religious purposes. Part of the proceeds may be used to pay for prizes and other expenses related to operating the event. The remainder of the gaming proceeds must be used for the charitable or religious purposes stated in the charitable group's licence application. To change the use of proceeds, groups are required to submit a written request to the AGLC, and if approved, the group's licence will be updated accordingly.

Once a group has held its event, the gaming proceeds must be deposited into a separate gaming account. With prior approval from the AGLC, groups may consolidate all gaming proceeds into a single account if it conducts more than one type of event (e.g., bingo and casino).

A group has two years to use gaming proceeds from the time it receives the funds.

If a group requires an extension of the two year period, a request for extension must be submitted to the AGLC along with a supporting business plan. The business plan must include:

- A written explanation as to why the proceeds have accumulated beyond 24 months;
- Any other sources of revenue associated with the planned project or event;
- A list of expenditures associated with the planned project or event; and
- Timelines for the anticipated disbursement of the accumulated proceeds.

Bingo licensees that operate at halls with electronic bingo also receive a portion of the proceeds from electronic bingo and Keno through a grant from the Alberta Lottery Fund.

Gaming proceeds also include interest, dividends or other income earned.

Starting on the next page is a list of allowable uses of gaming proceeds. For more information, please check the Charitable Gaming Policies Handbook or Host First Nations Charitable Casino Policies Handbook on the AGLC website at aglc.ca or contact the Regulatory Division of the AGLC (contact numbers are listed on page 36 and 37).

Allowable uses of proceeds for both traditional charities and First Nations charities are similar; however, they may be categorized differently between the two. For example, while there are separate categories for Equipment, Uniforms/Costumes and Vehicle Purchase/Repairs/Operation for traditional charities, there is only one category for Equipment, Uniforms, First Nations Regalia and Vehicles for First Nations charities. Even though they are categorized differently, the intent behind the policies is the same.

In addition, the Host First Nations Charitable Casino Policies Handbook allows for uses of proceeds that address the specific needs of Alberta's Host First Nations. For example, additional uses include proceeds for Housing and Infrastructure or costs incurred by Elders while performing charitable or religious activities. Eligible Elders' costs include: honorariums, fees or gifts, ceremonial tobacco, direct-route travel to various events, meals while attending events, accommodation fees while attending events, and training costs of new elders.

Allowable Uses of Proceeds Summary

The following table is provided as a high level overview of the types of allowable uses of proceeds and is not intended to provide all ineligible uses of proceeds. For additional information on specific allowable uses of proceeds, please check the Charitable Gaming Policies Handbook on the AGLC website at aglc.ca or contact the Regulatory Division of the AGLC (contact numbers are listed on page 36 and 37).

CATEGORY	ELIGIBLE	INELIGIBLE
ACCOUNTING FEES/ GAMING FINANCIAL REPORTS	Licensed groups may use gaming proceeds to hire a professional accountant (CA, CGA, CMA) to prepare gaming financial reports (includes all bingo, casino, pull-ticket, raffle, consolidated, supplementary, assistance fund and building account financial reports).	The preparation of any other financial reports.
ADMINISTRATIVE COSTS	Administrative costs that are necessary to the delivery of a charitable or religious program or service are eligible uses of gaming proceeds. Approved administrative expenditures shall normally be limited to a maximum cumulative total of 10 per cent of gaming proceeds earned the previous calendar year.	Food and beverages unless they are part of the charitable program or services, salaries, wages or honorariums for the performance of administrative duties and legal fees.
ASSISTANCE FUND	A fund may be established and administered by governing bodies of veterans and service groups to help member groups in financial difficulty.	
BURSARIES AND SCHOLARSHIPS	Gaming proceeds may be donated to a legally established charitable trust fund for the purpose of supporting educational bursaries or scholarships.	
DEBT RETIREMENT	Gaming proceeds may be used to pay debt incurred in the delivery of a group's approved charitable or religious programs or services. Debt must be incurred as a result of mortgage payments for a public facility or inadvertent expenditures (e.g., emergency repairs to a public facility).	Any debt incurred from the operation of non-charitable or non-religious activities and the payment of proceeds from one licence to cover losses from another licence unless specifically approved in advance by the AGLC.
DONATIONS WITHIN ALBERTA (\$5,000 OR LESS)	Gaming proceeds may be donated to, or used in support of, charitable or religious groups within Alberta that actively deliver a program or service which provides a community benefit. The donor group must record all donations and the purpose of each donation on its gaming financial report.	
DONATIONS WITHIN ALBERTA (IN EXCESS OF \$5,000)	Gaming proceeds may be donated to, or used in support of, charitable or religious groups within Alberta that actively deliver a program or service which provides a community benefit. Prior approval of the AGLC is required and details of the donations, a statutory declaration and recipient agreement must be provided to the AGLC.	

CATEGORY	ELIGIBLE	INELIGIBLE
DONATIONS (OUTSIDE OF ALBERTA BUT WITHIN CANADA)	Gaming proceeds may be donated to, or used in support of, charitable or religious groups outside of Alberta that actively deliver a program or service which provides a community benefit. These must be in support of disaster/emergency relief, nationally recognized charitable programs that benefit Albertans or medical and educational research programs that may potentially benefit all Canadians. The donation is limited to a maximum cumulative total of 75 per cent of gaming proceeds earned in the previous calendar year for traditional charities and to a maximum cumulative total of \$100,000 or 5 per cent of proceeds earned in the previous calendar year (whichever is less) for First Nations charities. The maximum donation amount for First Nations charities may be increased with prior AGLC approval.	Donations to support projects that would not be approved uses of proceeds within Alberta.
DONATIONS (OUTSIDE OF CANADA)	These donations can only be used for international disaster/emergency relief and projects in countries the AGLC considers as developing or underdeveloped and countries appearing on the Canadian International Development Agency (CIDA) list of countries or territories eligible for Canadian official development assistance. Other requirements or limitations may also apply. The donation is limited to a maximum cumulative total of 50 per cent of gaming proceeds earned in the previous year for traditional charities and \$50,000 or 2.5 per cent (whichever is less) for First Nation charities. The maximum donation amount for First Nation charities may be increased with prior AGLC approval.	Donations to support projects that would not be approved uses of proceeds within Alberta.
EDUCATION	Gaming proceeds may be used for the costs of specific educational program(s) or support. This includes a specific educational experience for students which is not principally recreational or social and would otherwise be unavailable, as well as educational equipment and supplies (e.g., audio visual equipment, athletic equipment and musical instruments).	Operational or capital budgets of educational institutions or schools, such as employee salaries, wages, building additions and renovations.
EMERGENCY FUNDS	Gaming proceeds may be used to provide relief for individuals or families in personal distress or who are victims of physical disaster. This may include equipment and supplies or the training of volunteers during emergency situations.	
ENDOWMENT FUNDS	Gaming proceeds may be used to establish and/or donate to an endowment fund, for supporting approved charitable or religious purposes. Endowment fund contributions are limited to a maximum cumulative total of 50 per cent of the gaming proceeds earned in the previous year. An endowment fund is defined in AGLC policy as a fund where the principal is not normally disbursed and only the investment income, or a portion thereof, is expended.	
EQUIPMENT	Gaming proceeds may be used to purchase or rent equipment if the equipment is essential to the delivery of the organization's charitable programs or services. Ownership of the items purchased must remain with the licensed group.	Items of a personal, social, or promotional nature, equipment or supplies intended to produce income, and vehicles used for personal or administrative purposes.

CATEGORY	ELIGIBLE	INELIGIBLE
FACILITY	For groups that provide a public facility, gaming proceeds may be used for the capital, leasehold, rental and operating costs of the facility. This includes: fixtures and furnishings, mortgage, lease or rental payments, utilities, insurance (fire and liability), property taxes, janitorial costs and supplies, repairs and maintenance, and renovations.	The purchase, maintenance or repair of equipment, furniture or a facility for income-producing operations or any other activity which appears to be of a commercial nature.
FACILITY – MAXIMUM 50%	For groups providing a facility with public access and areas for exclusive use of members and guests, up to 50 per cent of gaming proceeds may be used for the cost of the facility, which includes: fixtures and furnishings, mortgage, lease or rental payments, utilities, insurance (fire and liability), property taxes, janitorial costs and supplies, repairs and maintenance, and renovations. The remaining 50 per cent must be applied to other approved uses.	The purchase, maintenance or repair of equipment, furniture or a facility for income-producing operations or any other activity which appears to be of a commercial nature.
OFFICIALS/JUDGES FEES	Gaming proceeds may be used for fees for referees, umpires, adjudicators or other positions responsible for officiating or judging a competition (also see 'Sports' in this section).	
PROMOTIONAL ACTIVITIES	Gaming proceeds may be used for promotional activities designed to increase public awareness and participation in charitable or religious programs. This includes advertising in newspapers, radio, television, posters, signs, pamphlets, letters and Internet web pages.	Advertising to attract new members, except for yearly membership drives of community and service clubs and promotional activities that benefit a commercial activity.
REGISTRATION/ AFFILIATION FEES	Gaming proceeds may be used for registration fees/affiliation fees when related to a charitable or religious group's specific objective.	
RENT	Gaming proceeds may be used for rent of a facility for ice rental, sports fields and stages for performing arts groups (also see 'Sports' and 'Facility' in this section).	
RESOURCE MATERIALS	Gaming proceeds may be used for the design, printing, postage, and purchasing costs of resource materials, books, manuals and videos (also see 'Administrative Costs,' 'Education' and 'Promotional Activities' in this section).	
SENIOR CITIZEN ACTIVITIES	Gaming proceeds may be used to pay for approved expenditures related to the special needs of senior citizens. Senior citizens are defined in AGLC policy as those 60 years of age or older.	
SPORTS	Gaming proceeds may be used to support eligible sports groups, such as rental fees of a facility or a venue for the group's sporting events. Gaming proceeds may be approved to purchase uniforms and equipment as long as these are required for the participation in the sport (see also 'Uniforms/ Costumes' and 'Equipment' in this section). Groups may also use gaming proceeds to pay for the reasonable costs of certifying officials and judges in their sport, including training and education costs. Gaming proceeds may be used to pay for awards such as trophies, plaques and ribbons. Adult sports groups with a youth component must use at least 50 per cent of their gaming proceeds on their youth programs.	Purchasing uniforms or equipment for personal use or where the group does not own the uniforms or equipment, awards for volunteer appreciation, and providing cash or merchandise prizes or any other prize of value. Adult sports groups who provide programs for adults only are not eligible.

CATEGORY	ELIGIBLE	INELIGIBLE
TRAVEL WITHIN ALBERTA	Gaming proceeds can be used to pay travel expenses to conferences, seminars, workshops, clinics, meetings and conventions that are directly related to the group's charitable programs or services. Gaming proceeds can also be used for travel that enriches an educational institution or school's curriculum. Groups involved in activities such as music, dance and drama may use gaming proceeds for travel if the group is participating in a recognized and organized event, such as a competition or festival. Individuals and teams involved in structured and developmental amateur sports may be approved to use gaming proceeds to travel to organized, structured and sanctioned events.	Social or recreational travel or travel of an administrative nature.
TRAVEL OUTSIDE ALBERTA	Gaming proceeds may be used for travel required for a group to deliver its programs outside Alberta as either a normal part of the group's activities, or an earned opportunity to go to a higher level of activity. Travel itineraries must be submitted for approval prior to the event.	For travel outside of Canada, travel where a similar activity exists in Canada is not eligible.
UNIFORMS/ COSTUMES	Gaming proceeds may be used to purchase or rent uniforms or costumes if they are essential to the delivery of the organization's charitable programs or services. Ownership of the items purchased must remain with the licensed group.	Items of a personal, social or promotional nature may not be purchased.
VEHICLE PURCHASE/ REPAIRS/OPERATION	Gaming proceeds may be used to purchase or rent vehicles if these are essential to the delivery of the organization's charitable programs or services. The vehicles must be registered and insured in the name of the licensed group. Gaming proceeds may also be used for registration, insurance, repairs and operation.	Vehicle use for the administrative activities of the group or the personal use of any members.
VOLUNTEER CONFERENCES/ SEMINARS/TRAINING	Gaming proceeds may be used for events that are primarily organized for educational purposes related to a specific charitable program or service supported by the group or delivered in the community (also see 'Education' and 'Sports' in this section).	The payment or reimbursement of wages while attending a conference and conferences, seminars and training that are primarily organized for administrative purposes.
VOLUNTEER EXPENSES	Gaming proceeds may be used to reimburse volunteers for approved expenses incurred while working a gaming event. Eligible volunteer expenses could include transportation costs to and from the gaming event via taxi or bus; or babysitting costs incurred by volunteers while working gaming events.	Meals and refreshments following the gaming event and the payment of cash to volunteers and cash, vouchers redeemable for cash, goods, or services as payment for volunteering at a gaming event.
WAGES, SALARIES, FEES FOR SERVICE, AND HONORARIUMS	Gaming proceeds may be used to pay salaries, wages, fees for service or honorariums only if the duties performed are essential to the group's program delivery, the duties are performed by a person with specialized qualifications and the duties cannot be reasonably performed by a volunteer.	Administrative duties (with the exception of disabled groups who cannot perform the administrative duties due to the nature of the disability).

Uses of Charitable Gaming Proceeds by Charitable Groups

The proceeds from charitable gaming help support thousands of programs and services provided by charities to their communities. These proceeds are earned by groups that conduct gaming activities.

The following table summarizes how charitable and religious groups used the proceeds from gaming activities between 2004-05 and 2008-09. As charities have two years to use the funds they earned from gaming events, the proceeds reported in the table below will not equal the proceeds received by charities in those years.

Since charities report on their use of proceeds on an ongoing basis, complete data for 2009-10 is not yet available. Data for 2009-10 will be reported in the 2010-11 Charitable Gaming in Review report. Data for First Nations use of proceeds from casino events appears on page 18 of this report, and is not included in the information below.

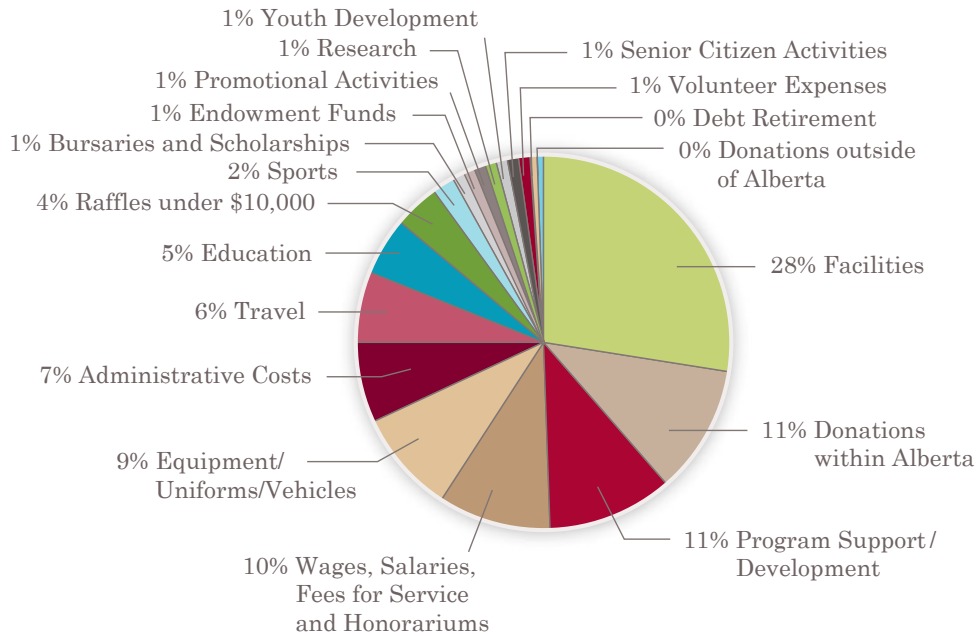
Uses of Charitable Gaming Proceeds by Charitable Groups Summary

(\$ thousands of dollars)	2008-09	2007-08	2006-07	2005-06	2004-05
Facilities	\$81,852	\$68,017	\$69,689	\$51,808	\$63,215
Program Support/ Development	31,390	22,782	21,827	13,657	20,362
Donations within Alberta	30,977	31,017	33,095	23,491	24,654
Wages, Salaries, Fees for Service and Honorariums	27,773	21,980	20,725	15,774	19,742
Equipment/ Uniforms/ Vehicles	26,928	22,380	19,658	22,737	29,537
Administrative Costs	20,154	15,698	16,850	13,110	14,522
Travel	16,587	13,499	13,442	9,064	12,917
Education	15,729	9,470	10,066	6,020	11,579
Raffles under 10,000 ¹	10,517	8,303	4,705	–	–
Sports	5,983	4,633	4,856	3,531	4,453
Promotional Activities	3,580	2,740	2,619	1,870	2,518
Bursaries and Scholarships	2,973	4,310	2,558	1,988	2,567
Youth Development	2,629	1,551	1,913	1,677	2,690
Research	2,262	2,503	1,676	1,843	2,967
Volunteer Expenses	1,769	1,471	1,840	1,190	1,953
Senior Citizen Activities	1,767	1,526	1,142	860	1,050
Endowment Funds ²	1,539	3,229	151	–	–
Donations outside of Alberta	1,355	958	1,181	3,249	1,338
Debt Retirement	174	201	133	162	269
Total	\$285,938	\$236,268	\$228,126	\$172,031	\$216,333

¹ Raffle licensees with gross sales under \$10,000 are required to use their proceeds on charitable and religious purposes, however, the data required to report historical information by use of proceeds is not available for this group.

² In 2006-07, the AGLC amended the Charitable Gaming Policies Handbook to permit gaming proceeds to be used to establish or donate to endowment funds.

Figure 2: Use of Proceeds for 2008-09¹



¹ Represents use of proceeds for 2008-09 year as charities report their use of proceeds on an on-going basis and complete data for 2009-10 is not yet available. 2009-10 use of proceeds data will be reported in the 2010-11 Charitable Gaming in Review report.

First Nation Eligibility and Allowable Uses of Proceeds

Uses of First Nation Casino Proceeds

The Host First Nation licensed charity and sub-charities that conduct casino events receive proceeds from these events. These proceeds help support many programs and services provided to the First Nations Communities.

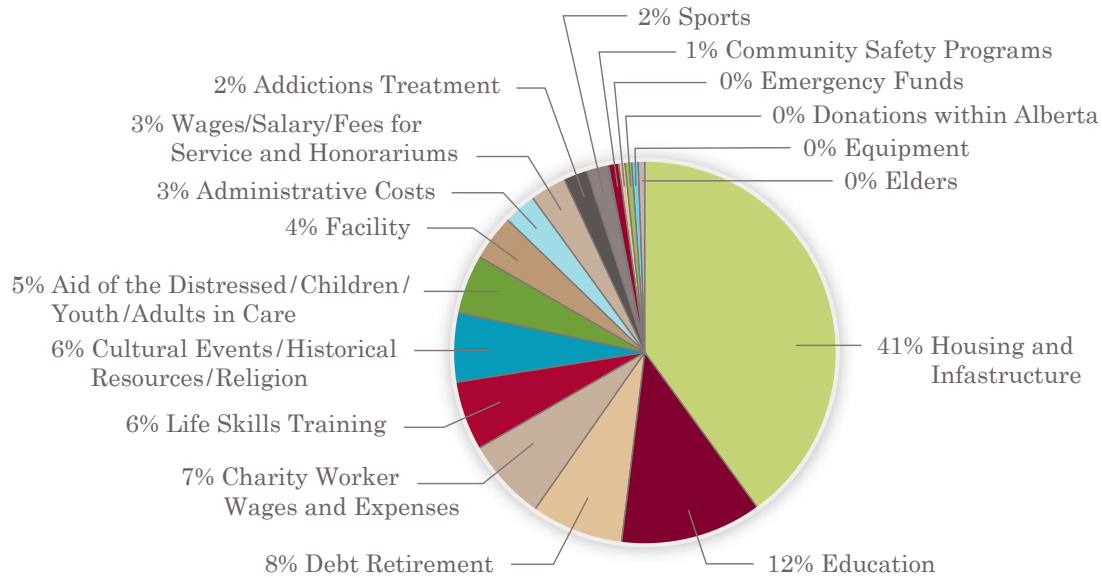
The following table summarizes how Host First Nation licensed charities and sub-charities used the proceeds from casino events from 2007-08 and 2008-09. As Host First Nation licensed charities and sub-charities have two years to use the funds they earned from casino events, the proceeds reported in the table below will not equal the proceeds received by Host First Nation licensed charities in those years.

Since Host First Nation licensed charities report on their use of proceeds on an ongoing basis, complete data for 2009-10 is not yet available. Data for 2009-10 will be reported on in the 2010-11 Charitable Gaming in Review report. Data for the use of proceeds by all other charities appears on page 16 of this report.

Uses of First Nation Casino Proceeds Summary

(\$ thousands of dollars)	2008-09	2007-08
Housing and Infrastructure	\$21,056	\$7,489
Education	6,236	1,099
Debt Retirement	4,088	3,519
Charity Worker Wages and Expenses	3,802	1,492
Cultural Events/Historical Resources/Religion	3,135	422
Life Skills Training	2,932	1,052
Aid of the Distressed/Children/Youth/Adults in Care	2,463	320
Facility	1,814	6,343
Administrative Costs	1,643	829
Wages, Salaries, Fees for Service and Honorariums	1,449	1,167
Sports	1,233	62
Addictions Treatment	939	351
Community Safety Programs	333	394
Elders	168	5
Donations within Alberta	49	21
Emergency Funds	–	278
Equipment	–	20
Total	\$51,340	\$24,863

Figure 3: First Nations Use of Proceeds for 2008-09¹



¹ Represents use of proceeds for 2008-09 year as First Nation charities report their use of proceeds on an on-going basis and complete data for 2009-10 is not yet available. 2009-10 use of proceeds data will be reported in the 2010-11 Charitable Gaming in Review report.

Gaming Licences in Effect and Associated Proceeds

Licences in Effect and Sales

(\$ thousands)

A summary of the number of licences in effect to hold events and the proceeds to charities from charitable gaming activities is:

2009-10 ¹									
(thousands)	Licences ²	Total Gross	Prizes / Winnings	% of Gross	Expenses	% of Gross	Electronic Proceeds ³	Keno Proceeds ⁴	Proceeds to Charity
Bingos	1,514	\$139,845	\$92,428	66.1	\$40,912	29.3	\$7,086	\$410	\$14,001
Casinos	3,447	1,013,636	818,486	80.7	125,248	12.4	164,632	18	234,552
Pull-Tickets	437	75,808	52,855	69.7	5,783	7.6	–	–	17,170
Raffles	5,908	170,137	72,378	42.5	40,089	23.6	–	–	57,670
Total	11,306	\$1,399,426	\$1,036,147	74.0	\$212,032	15.2	\$171,718	\$428	\$323,393

2008-09 ¹									
(thousands)	Licences ²	Total Gross	Prizes / Winnings	% of Gross	Expenses	% of Gross	Electronic Proceeds ³	Keno Proceeds ⁴	Proceeds to Charity
Bingos	1,774	\$156,433	\$102,091	65.3	\$46,368	29.6	\$6,710	\$424	\$15,108
Casinos	3,426	1,106,434	896,252	81.0	132,345	12.0	174,536	19	252,392
Pull-Tickets	457	67,390	47,368	70.3	5,209	7.7	–	–	14,813
Raffles	5,617	132,475	52,197	39.4	27,398	20.7	–	–	52,880
Total	11,274	\$1,462,732	\$1,097,908	75.1	\$211,320	14.4	\$181,246	\$443	\$335,193

1 For information on the data contained in charitable gaming revenue and to charities, please see page 6.

2 Bingo and pull-ticket licences are generally in effect for two years. Licences for casinos and raffles are generally for a single event.

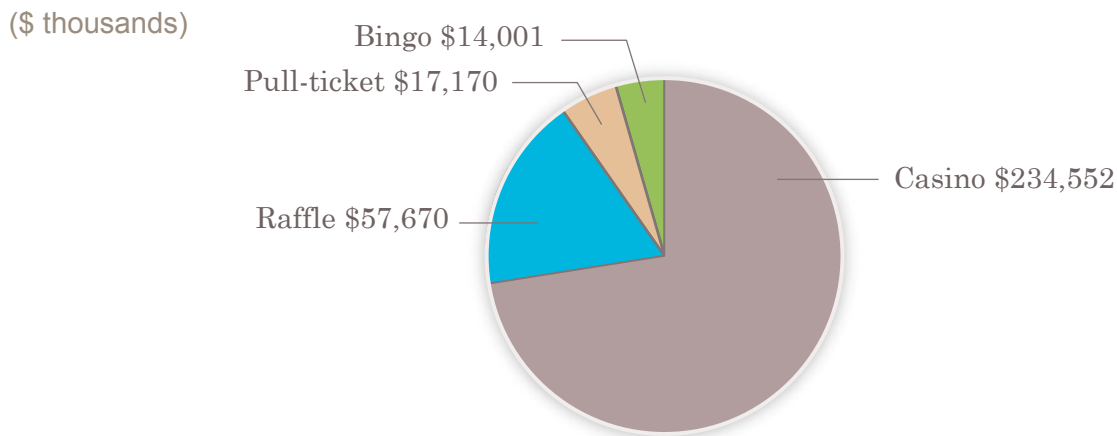
3 Electronic proceeds represent commissions paid to charities and proceeds from electronic bingo distributed through the Alberta Lottery Fund.

4 Keno proceeds include commissions to charities and proceeds distributed through the Alberta Lottery Fund.

2007-08 ¹ (thousands)	Licences ²	Total Gross	Prizes / Winnings	% of Gross	Expenses	% of Gross	Electronic Proceeds ³	Keno Proceeds ⁴	Proceeds to Charity
Bingos	2,019	\$201,988	\$129,537	64.1	\$53,054	26.3	\$6,048	\$512	\$25,957
Casinos	3,412	1,041,993	844,529	81.0	124,906	12.0	171,314	24	243,896
Pull-Tickets	482	35,935	26,067	72.5	2,374	6.6	–	–	7,494
Raffles	3,730	121,315	48,272	39.8	25,204	20.8	–	–	47,839
Total	9,643	\$1,401,231	\$1,048,405	74.8	\$205,538	14.7	\$177,362	\$536	\$325,186

- 1 For information on the data contained in charitable gaming revenue and to charities, please see page 6.
- 2 Bingo and pull-ticket licences are generally in effect for two years. Licences for casinos and raffles are generally for a single event.
- 3 Electronic proceeds represent commissions paid to charities and proceeds from electronic bingo distributed through the Alberta Lottery Fund.
- 4 Keno proceeds include commissions to charities and proceeds distributed through the Alberta Lottery Fund.

Figure 4: Proceeds for 2009-10 by Stream



Proceeds by Major Centre

A summary of licences and events, as well as net proceeds to charities, by Major Centre for 2009-10 is:

2009-10 ¹ (thousands)	Licences ²	Total Gross	Prizes / Winnings	% of Gross	Expenses	% of Gross	Electronic Proceeds ³	Keno Proceeds ⁴	Proceeds to Charity
Calgary	2,160	\$484,565	\$368,174	76.0	\$66,691	13.8	\$43,817	\$163	\$93,680
Edmonton	2,269	464,821	340,132	73.2	67,575	14.5	47,141	93	104,348
Fort McMurray	294	30,363	23,395	77.1	4,392	14.5	8,857	2	11,435
Grande Prairie	419	29,157	21,236	72.8	6,106	20.9	6,274	–	8,089
Lethbridge	360	24,593	17,383	70.7	5,109	20.8	6,129	13	8,243
Medicine Hat	379	15,026	10,092	67.2	2,979	19.8	3,620	–	5,575
Red Deer	623	37,418	26,689	71.3	8,297	22.2	8,949	40	11,421
St. Albert/ Camrose	640	23,696	18,035	76.1	4,644	19.6	6,294	5	7,316
Other Locations ⁵	4,162	289,787	211,011	72.8	46,239	16.0	40,637	112	73,286
Total	11,306	\$1,399,426	\$1,036,147	74.0	\$212,032	15.2	\$171,718	\$428	\$323,393

1 For information on the data contained in charitable gaming revenue and to charities, please see page 6.

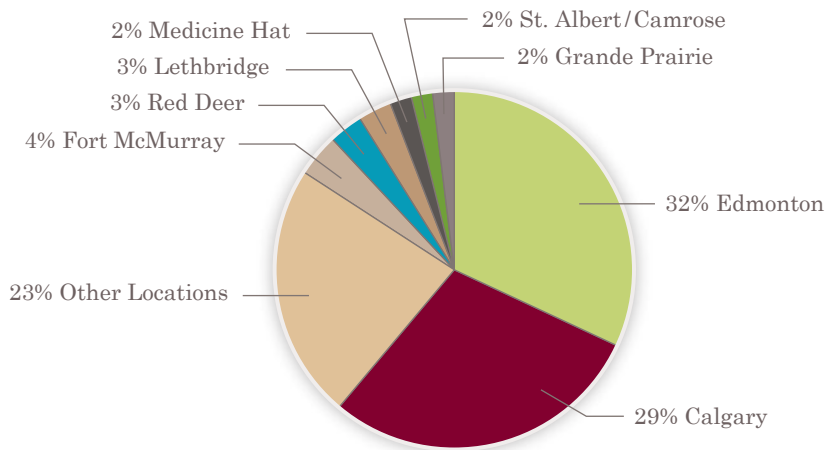
2 Bingo and pull-ticket licences are generally in effect for two years. Licences for casinos and raffles are generally for a single event.

3 Electronic proceeds represent commissions paid to charities and proceeds from electronic bingo distributed through the Alberta Lottery Fund.

4 Keno proceeds include commissions to charities and proceeds distributed through the Alberta Lottery Fund.

5 Includes traditional and First Nations gaming.

Figure 5: Proceeds for 2009-10 by Major Centre



Proceeds by Licence Category

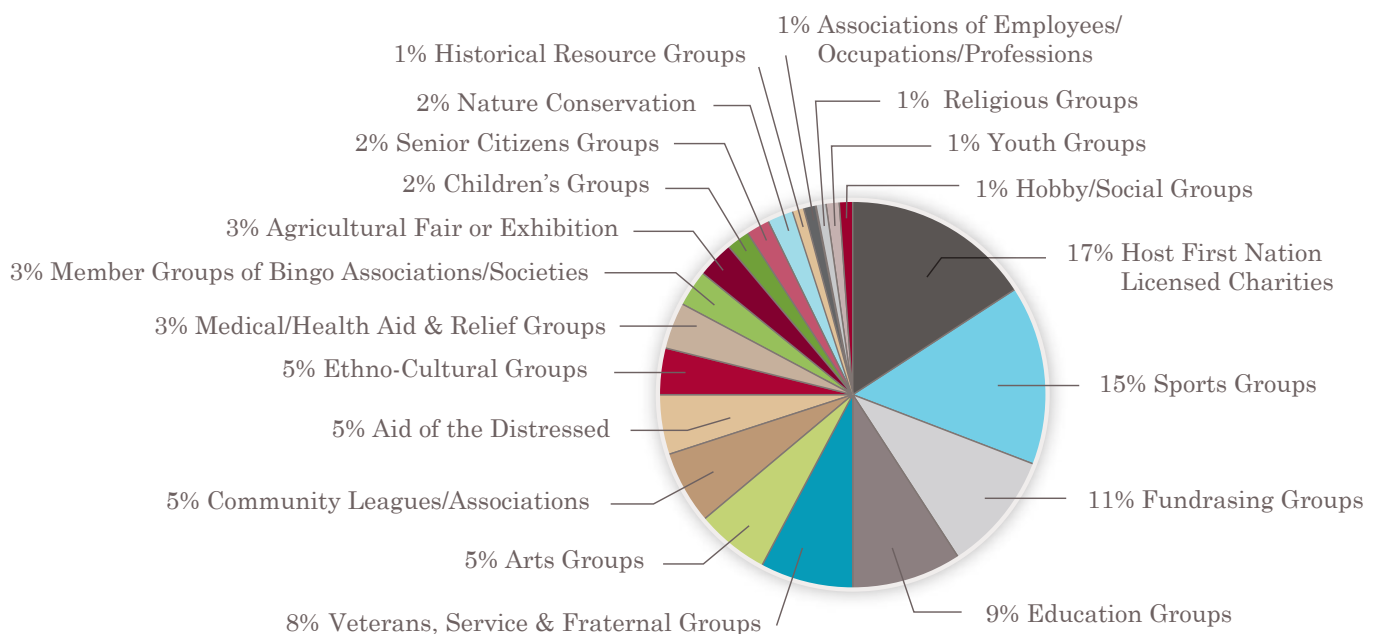
(\$ millions)

Categories of Charitable Groups	Proceeds earned in 2009-10	Proceeds earned in 2008-09	Proceeds earned in 2007-08
HOST FIRST NATION LICENSED CHARITIES Proceeds earned by Host First Nation Licensed Charities at First Nation Casino events. Used to support First Nation charitable objectives and purposes to help improve economic and social conditions within First Nations communities	\$54	\$53	\$30
SPORTS GROUPS Competitive amateur sports such as minor hockey and swimming	48	50	59
FUNDRAISING GROUPS Groups such as foundations and 'friends' of groups formed to support charitable work	35	27	25
EDUCATION GROUPS Purchase of special learning or athletic equipment	30	34	36
VETERANS, SERVICE & FRATERNAL GROUPS Veteran, fraternal, service and other organizations established by a statute or international/national charter	27	30	34
ARTS GROUPS Performing, visual and literary arts, including art galleries, dance, choral, theatre, marching and school bands	17	19	22
COMMUNITY LEAGUES/ASSOCIATIONS Groups incorporated as community leagues or associations	16	19	21
AID OF THE DISTRESSED Groups addressing specific social issues by providing a social service or education program	15	17	18
ETHNO-CULTURAL GROUPS Offering educational or cultural programs/activities to preserve or enhance heritage, traditions and culture	16	15	17
MEDICAL/HEALTH AID & RELIEF GROUPS Groups helping those with a specific physical or mental disorder	11	14	12
MEMBER GROUPS OF BINGO ASSOCIATIONS/SOCIETIES Licences for pull-tickets sold in licensed bingo facilities are issued in the name of the bingo association or bingo society. The proceeds are pooled monthly among the member groups of the bingo association/society who are required to use their proceeds on charitable and religious purposes	10	10	2
AGRICULTURAL FAIR OR EXHIBITION Annual fairs, exhibitions, rodeo or chuckwagon events registered under the <i>Alberta Societies Act</i> or <i>Agricultural Societies Act</i>	9	10	11
CHILDREN'S GROUPS Groups addressing specific issues of social concern related to children	6	7	5

(\$ millions)

Categories of Charitable Groups (continued)	Proceeds earned in 2009-10	Proceeds earned in 2008-09	Proceeds earned in 2007-08
SENIOR CITIZENS GROUPS Organizations with majority membership of 60 years of age and older	\$6	\$6	\$6
NATURE CONSERVATION Promoting nature conservation through educational programs or the operation of public facilities	5	4	4
HISTORICAL RESOURCE GROUPS Activities that provide the public with access to historical resources	4	5	5
ASSOCIATIONS OF EMPLOYEES/OCCUPATIONS/PROFESSIONS Groups with a primary purpose to provide charitable programs or services that benefit the community	4	3	3
RELIGIOUS GROUPS Churches, parishes, temples, synagogues, and auxiliary groups supporting religious activities	4	5	6
YOUTH GROUPS Organizations providing programming for young people	4	3	5
HOBBY/SOCIAL GROUPS Education and information programs for members of the public	2	4	4

Figure 6: Proceeds for 2009-10 by Licence Category



Bingo

Highlights

In 2009-10, 26,758 bingo events generated gross revenues of \$139.8 million across the province. Of this amount, \$92.4 million was returned to bingo players as prizes and \$40.9 million was spent by charities for event expenses, leaving net proceeds of \$6.5 million. Charities received an additional \$7.5 million from electronic bingo and Keno proceeds, for a combined total of \$14.0 million. Approximately 78 per cent of bingo proceeds in Alberta were generated in licensed bingo facilities (association bingo halls and private operator bingo halls).

Overview

Bingo may be conducted in three types of facilities in Alberta: Association Bingo Halls, Private Operator Bingo Halls, and Community Bingo Halls.

Association Bingo Facilities (Class A Licence)

This category is for a facility licence to an association made up of member charities that are eligible for a bingo licence. The facility operates at least four days a week. The association coordinates bingos for its members.

Licensed charities in bingo association halls may be approved to sell pull-tickets or offer electronic bingo or Keno. Electronic bingo allows players to play their bingo game electronically. Keno is a provincial lottery ticket product with draws held every five minutes. Minors are not allowed in halls offering electronic bingo or Keno.

The licensed charities provide volunteers for key financial positions during the bingo, including bingo chairperson, paymaster, bonanza controller and special games controller. The following are usually paid positions at association halls: caller, hall advisor, cashier, hall manager, pull-ticket manager and bookkeeper.

Bingo associations pool bingo and Keno proceeds monthly and allocate the proceeds among member charities according to the number of events per charity. Each association, through a pool agreement signed by all members, may decide to establish one pool for all events

or separate pools for morning, afternoon, evening and late night events. Proceeds from pull-ticket sales are pooled quarterly. There were 31 bingo association halls in the province as of March 31, 2010.

Groups interested in joining a bingo association should contact the AGLC to be placed on a central registry waiting list for their region. Bingo associations seeking new members should contact the AGLC for names of interested charities.

Private Operator Bingo Facilities (Class B Licence)

In a private operator bingo facility, the private operator, under contract with the charities of a bingo society, supplies the space and services that enable charities to conduct their licensed bingo events. In keeping with Alberta's charitable gaming model, bingo events held in Class B facilities must be conducted and managed by licensed charities. Like licensed charities in association bingo halls, licensed charities conducting bingo events in private operator halls may be approved to sell pull-tickets or offer electronic bingo or Keno. Minors are not allowed in halls offering electronic bingo or Keno.

The licensed charities provide volunteers for key financial positions during the bingo, including bingo chairperson, paymaster, bonanza controller and special games controller. The following are usually paid positions of the Class B Operator: games manager, caller, cashier, hall manager, and pull-ticket manager. Additionally, the licensed charity employs an Independent Hall Advisor to assist with the conduct of the bingo event.

Bingo societies pool bingo and Keno proceeds monthly and allocate the proceeds among member charities according to the number of events per charity. Each society, through a pool agreement signed by all members, must establish one pool for all events. There was one private operator bingo hall in the province as of March 31, 2010.

Groups interested in joining a bingo society should contact the AGLC to be placed on a central registry waiting list for their region. Bingo societies seeking new members should contact the AGLC for names of interested charities.

Community Bingo Halls

This category includes bingos held three times per week or less at small community halls, seniors' centres or church halls. Unlike association bingo, bingos conducted in a community hall are generally conducted by a single charity, so the charity received all the proceeds from the event. Key positions filled by volunteers include bingo chairperson, bonanza and special games controller, and paymaster. Community bingo licensees may pay a caller and a cashier. There were 282 community bingo licensees in 2009-10.

Bingo Proceeds Summary

2009-10 ¹										
(thousands)	Licences	Events	Total Gross	Prizes / Winnings	% of Gross	Expenses ²	% of Gross	Electronic Proceeds ³	Keno Proceeds ⁴	Proceeds to Charity
LICENSED BINGO FACILITIES										
Calgary	120	2,532	\$18,586	\$11,841	63.7	\$6,869	37.0	\$1,735	\$157	\$1,768
Edmonton	319	5,790	39,468	26,398	66.9	12,579	31.9	2,326	90	2,907
All Other Locations	793	10,936	68,634	45,250	65.9	20,362	29.7	3,025	163	6,210
Total	1,232	19,258	\$126,688	\$83,489	65.9	\$39,810	31.4	\$7,086	\$410	\$10,885
COMMUNITY BINGO FACILITIES										
Calgary	17	864	\$2,237	\$1,572	70.3	\$220	9.8	–	–	\$445
Edmonton	1	1	18	11	61.1	4	22.2	–	–	3
All Other Locations	264	6,635	10,902	7,356	67.5	878	8.1	–	–	2,668
Total	282	7,500	\$13,157	\$8,939	67.9	\$1,102	8.4	–	–	\$3,116
Total All Facilities	1,514	26,758	\$139,845	\$92,428	66.1	\$40,912	29.3	\$7,086	\$410	\$14,001

1 Proceeds for 2009-10 include 2009-10 actual results from licensed bingo facilities and accrued results for community bingo licensees based on 2008-09. See page 6 for additional information.

2 The expenses figure includes net sales (sales less prizes) from electronic bingo. After program expenses are paid, these funds are returned to charities as indicated in the electronic proceeds and total proceeds columns.

3 Electronic proceeds include electronic bingo commissions to charities and proceeds distributed through the Alberta Lottery Fund from electronic bingo available at licensed bingo facilities only.

4 Keno proceeds include commissions to charities and proceeds distributed through the Alberta Lottery Fund. Keno is not available at community bingo facilities.

2008-09 ¹										
(thousands)	Licences	Events	Total Gross	Prizes / Winnings	% of Gross	Expenses ²	% of Gross	Electronic Proceeds ³	Keno Proceeds ⁴	Proceeds to Charity
LICENSED BINGO FACILITIES										
Calgary	167	3,588	\$23,621	\$14,859	62.9	\$8,836	37.4	\$1,684	\$136	\$1,746
Edmonton	381	6,520	44,906	29,034	64.7	14,192	31.6	2,188	87	3,955
All Other Locations	965	11,841	78,602	51,672	65.7	22,572	28.7	2,838	201	7,397
Total	1,513	21,949	\$147,129	\$95,565	65.0	\$45,600	31.0	\$6,710	\$424	\$13,098
COMMUNITY BINGO FACILITIES										
Calgary	17	891	\$1,473	\$983	66.7	\$127	8.6	–	–	\$363
Edmonton	4	16	46	29	63.0	11	23.9	–	–	6
All Other Locations	240	6,428	7,785	5,514	70.8	630	8.1	–	–	1,641
Total	261	7,335	\$9,304	\$6,526	70.1	\$768	8.3	–	–	\$2,010
Total All Facilities	1,774	29,284	\$156,433	\$102,091	65.3	\$46,368	29.6	\$6,710	\$424	\$15,108

1 Proceeds for 2008-09 include 2008-09 actual results from licensed bingo facilities and accrued results for community bingo licensees based on 2007-08. See page 6 for additional information.

2 The expenses figure includes net sales (sales less prizes) from electronic bingo. After program expenses are paid, these funds are returned to charities as indicated in the electronic proceeds and total proceeds columns.

3 Electronic proceeds include electronic bingo commissions to charities and proceeds distributed through the Alberta Lottery Fund from electronic bingo available at licensed bingo facilities only.

4 Keno proceeds include commissions to charities and proceeds distributed through the Alberta Lottery Fund. Keno is not available at community bingo facilities.

2007-08 ¹										
(thousands)	Licences	Events	Total Gross	Prizes / Winnings	% of Gross	Expenses ²	% of Gross	Electronic Proceeds ³	Keno Proceeds ⁴	Proceeds to Charity
LICENSED BINGO FACILITIES										
Calgary	219	6,133	\$39,571	\$23,847	60.3	\$12,860	32.5	\$1,989	\$184	\$5,037
Edmonton	421	7,369	51,646	33,186	64.3	15,277	29.6	1,892	98	5,173
All Other Locations	1,039	13,874	97,807	63,041	64.5	23,608	24.1	2,167	230	13,555
Total	1,679	27,376	\$189,024	\$120,074	63.5	\$51,745	27.4	\$6,048	\$512	\$23,765
COMMUNITY BINGO FACILITIES										
Calgary	21	911	\$1,498	\$1,036	69.2	\$135	9.0	–	–	\$327
Edmonton	6	118	459	339	73.9	83	18.1	–	–	37
All Other Locations	313	7,373	11,007	8,088	73.5	1,091	9.9	–	–	1,828
Total	340	2,402	\$12,964	\$9,463	73.0	\$1,309	10.1	–	–	\$2,192
Total All Facilities	2,019	35,778	\$201,988	\$129,537	64.1	\$53,054	26.3	\$6,048	\$512	\$25,957

1 Proceeds for 2007-08 include 2007-08 actual results from licensed bingo facilities and accrued results for community bingo licensees based on 2006-07. See page 6 for additional information.

2 The electronic expenses figure includes net sales (sales less prizes) from electronic bingo. After program expenses are paid, these funds are returned to charities as indicated in the electronic proceeds and total proceeds columns.

3 Electronic proceeds include proceeds distributed through the Alberta Lottery Fund from electronic bingo available at licensed bingo facilities only.

4 Keno proceeds include commissions to charities and proceeds distributed through the Alberta Lottery Fund. Keno is not available at community bingo facilities.

Casino

Highlights

In 2009-10, casino table games in Alberta generated gross revenues of \$1,013.6 million and returned \$818.5 million in prizes to players. Charities paid \$125.2 million in event expenses to casino facility operators, advisors, trustees and others for their services related to table games. Charities received \$69.9 million from casino table gaming. An additional \$164.7 million from slot machines and Keno was provided to charities, for a total of \$234.6 million.

Overview

In Alberta, casino gaming is conducted in traditional casinos and First Nation casinos and includes table games and slot machines.

Casino facilities in Alberta are licensed by the AGLC. As of March 31, 2010, there were 24 permanent casino facilities consisting of 19 traditional casinos and 5 First Nation casinos.

Traditional Casinos

In traditional casinos, the casino operator provides the facility, gaming expertise and gaming materials (cards, tables, chips, etc.) for the event. Charities require a licence from the AGLC to conduct the casino event. Generally, a casino event hosted by a charity runs for two days.

The charity provides volunteers for key financial positions during the event and earns proceeds from the table games. The volunteer positions are: general manager, banker, cashier, count room supervisor, chip runner and count room staff (counter, sorters, amalgamator). The casino facility provides a casino games manager who is directly responsible to the charity's general manager. The casino games manager supervises the games area in the casino and ensures that activities follow the Casino Terms & Conditions and Operating Guidelines. Licensed charities also hire independent casino advisors to help them with their event.

Net proceeds (sales less prizes and event expenses) from table games are pooled and distributed to the participating charities quarterly.

Volunteers have no direct role in the operation of slot machines during the casino. The *Criminal Code* requires a provincial authority, i.e., the AGLC, to manage electronic gaming devices. Charities receive a 15 per cent commission on net sales from slot machines during their casino events. The facility operator also earns a 15 per cent commission and the remaining 70 per cent is transferred to the Alberta Lottery Fund after AGLC's operating costs are deducted. Charities receive a five per cent commission on gross sales from Keno. The facility operator also earns a five per cent commission on gross sales from Keno and a two per cent commission on redemptions. The remainder is transferred to the Alberta Lottery Fund after AGLC operating costs and prize liabilities are deducted. For more information about the Alberta Lottery Fund, see albertalotteryfund.ca.

Charities are required to hold casino events in a facility within their designated region in the province. For example, only licensed charities in Edmonton and Calgary and charities that operate province-wide may hold casinos in those cities. A charity in a rural area may conduct events at the nearest regional casino facility. The only exception is the Silver Dollar Casino in Calgary, which serves charities in nearby rural communities.

All proceeds from charitable casino events, including slot machine net proceeds, are pooled quarterly by region and divided among the charities involved during the time period.

First Nation Casinos

The Host First Nation (HFN) is the casino facility operator and provides the facility, gaming expertise and gaming materials (cards, tables, chips, etc.) for the event. The HFN licensed charity also requires a licence from the AGLC to conduct the casino event. Generally, HFN licensed charities are issued a licence for 364 one-day casino events. The HFN and the HFN licensed charity are two separate and distinct organizations.

Proceeds from First Nation casinos support charitable and religious purposes in the HFN community. HFN licensed charities may provide proceeds to sub-charities, if the sub-charity's proposed use of proceeds comply with the policies set out in the Host First Nation Charitable Casino Policies Handbook.

The HFN licensed charity receives the net proceeds (sales less prizes and event expenses) from table games.

Charity workers have no direct role in the operation of slot machines during the casino. The *Criminal Code* requires a provincial authority, i.e., the AGLC, to manage electronic gaming devices. The HFN licensed charity receives a 15 per cent commission on net sales from slot machines during its events. The HFN (casino facility operator) also earns a 15 per cent commission. The remaining 70 per cent

is transferred to the Alberta Lottery Fund after the AGLC's operating costs are deducted. The HFN licensed charity receives a five per cent commission on gross sales from Keno. The HFN (casino facility operator) also earns a five per cent commission on gross sales from Keno and a two per cent commission on redemptions. The remainder is transferred to the Alberta Lottery Fund after AGLC operating costs and prize liabilities are deducted. For more information about the Alberta Lottery Fund, see albertalotteryfund.ca.

Casino Proceeds Summary

2009-10 (thousands)	Licences	Total Gross ¹	Prizes / Winnings	% of Gross	Expenses	% of Gross	Electronic Proceeds ²	Keno Proceeds ²	Proceeds to Charity
TRADITIONAL CASINOS									
Calgary	1,088	\$405,089	\$326,946	80.7	\$47,911	11.8	\$42,082	\$6	\$72,320
Edmonton	910	329,335	272,026	82.6	34,824	10.6	44,815	3	67,303
All Other Locations	1,444	97,428	76,568	78.6	17,854	18.3	38,147	3	41,156
Total	3,442	\$831,852	\$675,540	81.2	\$100,589	12.1	\$125,044	\$12	\$180,779
FIRST NATION CASINOS									
All Locations	5	\$181,784	\$142,946	78.6	\$24,659	13.6	\$39,588	\$6	\$53,773
Total All Casinos	3,447	\$1,013,636	\$818,486	80.7	\$125,248	12.4	\$164,632	\$18	\$234,552

1 Includes the total amount wagered on table games including the total poker rake from poker games (Maximum of \$5 per hand) and tournaments (10 per cent). The operator's fee from the poker rake is included under the expense column.

2 Electronic proceeds and Keno are the commissions paid to charities from electronic gaming.

2008-09 (thousands)	Licences	Total Gross ¹	Prizes / Winning	% of Gross	Expenses ²	% of Gross	Electronic Proceeds ²	Keno Proceeds ²	Proceeds to Charity
TRADITIONAL CASINOS									
Calgary	1,079	\$446,096	\$361,909	81.1	\$50,837	11.4	\$46,351	\$5	\$79,706
Edmonton	905	369,722	305,474	82.6	38,487	10.4	47,760	4	73,525
All Other Locations	1,437	109,532	87,079	79.5	18,890	17.2	42,222	6	45,791
Total	3,421	\$925,350	\$754,462	81.5	\$108,214	11.7	\$136,333	\$15	\$199,022
FIRST NATION CASINOS									
All Locations	5	\$181,084	\$141,790	78.3	\$24,131	13.3	\$38,203	4	\$53,370
Total All Casinos	3,426	\$1,106,434	\$896,252	81.0	\$132,345	12.0	\$174,536	\$19	\$252,392

1 Includes the total amount wagered on table games including the total poker rake from poker games (Maximum of \$5 per hand) and tournaments (10 per cent). The operator's fee from the poker rake is included under the expense column.

2 Electronic proceeds and Keno are the commissions paid to charities from electronic gaming.

2007-08 (thousands)	Licences	Total Gross	Prizes / Winning	% of Gross ¹	Expenses ²	% of Gross	Electronic Proceeds ²	Keno Proceeds ²	Proceeds to Charity
TRADITIONAL CASINOS									
Calgary	1,084	\$490,200	\$394,980	80.6	\$57,268	11.7	\$60,430	\$9	\$98,391
Edmonton	912	331,595	273,746	82.6	35,283	10.6	47,411	4	69,981
All Other Locations	1,412	107,534	85,587	79.6	18,653	17.3	42,503	8	45,805
Total	3,408	\$929,329	\$754,313	81.2	\$111,204	12.0	\$150,344	\$21	\$214,177
FIRST NATION CASINOS									
All Locations	4	\$112,664	\$90,216	80.1	\$13,702	12.2	\$20,970	3	\$29,719
Total All Casinos	3,412	\$1,041,993	\$844,529	81.0	\$124,906	12.0	\$171,314	\$24	\$243,896

1 Includes the total amount wagered on table games including the total poker rake from poker games (Maximum of \$5 per hand) and tournaments (10 per cent). The operator's fee from the poker rake is included under the expense column.

2 Electronic proceeds and Keno are the commissions paid to charities from electronic gaming.

Pull-Tickets

Highlights

Gross sales from pull-tickets generated \$75.8 million in 2009-10 and returned \$52.8 million in prizes to players. Charities paid \$5.8 million in related expenses and earned \$17.2 million in proceeds.

Overview

Pull-tickets – also called Nevada or break-open tickets – are an instant-win ticket. They have sealed windows or pull-tabs that open to reveal symbols, letters or numbers that correspond with a specific prize.

Generally, groups licensed to sell pull-tickets must sell them from the premises where they provide services to the community in order to ensure that the charity carefully controls sales and protects ticket security. Because of this requirement, usually veteran, fraternal, sport and community associations are eligible to sell pull-tickets. The AGLC also allows charities to sell pull-tickets from their program kiosks at shopping malls.

Charities conducting events at licensed bingo halls can also sell pull-tickets during their licensed bingo events. In this case, the proceeds are pooled monthly and allocated among the charities conducting bingo events during the period.

The charity must arrange to buy its pull-tickets from a supplier registered with the AGLC. Tickets can only be sold by the charity and its volunteers.

Pull-Ticket Proceeds Summary

2009-10 ¹ (thousands)	Licences	Units Sold	Total Gross	Prizes / Winnings	% of Gross	Expenses	% of Gross	Proceeds to Charity	% of Gross
LICENSED BINGO FACILITIES									
Calgary	4	18,396	\$11,219	\$7,630	68.0	\$1,059	9.4	\$2,530	22.6
Edmonton	8	32,536	16,258	11,060	68.0	1,427	8.8	3,771	23.2
All Other Locations	20	46,874	25,158	17,137	68.1	2,027	8.1	5,994	23.8
Total	32	97,806	\$52,635	\$35,827	68.1	\$4,513	8.6	\$12,295	23.4
OTHER LOCATIONS									
Calgary	38	2,687	\$4,871	\$3,673	75.4	\$230	4.7	\$968	19.9
Edmonton	22	719	1,285	963	74.9	58	4.5	264	20.5
All Other Locations	345	10,596	17,017	12,392	72.8	982	5.8	3,643	21.4
Total	405	14,002	\$23,173	\$17,028	73.5	\$1,270	5.5	\$4,875	21.0
Total All Facilities	437	111,808	\$75,808	\$52,855	69.7	\$5,783	7.6	\$17,170	22.6

¹ Proceeds for 2009-10 include 2009-10 actual results for pull-tickets sold in licensed bingo facilities and accrued results based on 2008-09 for pull-tickets sold in all other locations. See page 6 for additional information.

2008-09 ¹ (thousands)	Licences	Units Sold	Total Gross	Prizes / Winnings	% of Gross	Expenses	% of Gross	Proceeds to Charity	% of Gross
LICENSED BINGO FACILITIES									
Calgary	7	19,094	\$10,521	\$7,195	68.4	\$996	9.5	\$2,330	22.1
Edmonton	8	29,003	13,398	9,143	68.2	1,150	8.6	3,105	23.2
All Other Locations	24	38,193	19,859	13,540	68.2	1,729	8.7	4,590	23.1
Total	39	86,290	\$43,778	\$29,878	68.2	\$3,875	8.9	\$10,025	22.9
OTHER LOCATIONS									
Calgary	41	3,544	\$6,408	\$4,840	75.5	\$325	5.1	\$1,243	19.4
Edmonton	24	775	1,393	1,046	75.1	62	4.5	285	20.5
All Other Locations	354	10,019	15,811	11,604	73.4	947	6.0	3,260	20.6
Total	419	14,338	\$23,612	\$17,490	74.1	\$1,334	5.6	\$4,788	20.3
Total All Facilities	458	100,628	\$67,390	\$47,368	70.3	\$5,209	7.7	\$14,813	22.0

¹ Proceeds for 2008-09 include 2008-09 actual results for pull-tickets sold in licensed bingo facilities and accrued results based on 2007-08 for pull-tickets sold in all other locations. See page 6 for additional information.

2007-08 ¹ (thousands)	Licences	Units Sold	Total Gross	Prizes / Winnings	% of Gross	Expenses	% of Gross	Proceeds to Charity	% of Gross
LICENSED BINGO FACILITIES									
Calgary	8	1,837	\$4,047	\$2,775	68.6	\$381	9.4	\$891	22.0
Edmonton	5	391	1,060	743	70.1	65	6.1	252	23.8
All Other Locations	16	2,472	5,636	3,882	68.9	513	9.1	1,241	22.0
Total	29	4,700	\$10,743	\$7,400	68.9	\$959	8.9	\$2,384	22.2
OTHER LOCATIONS									
Calgary	44	3,722	\$6,725	\$5,064	75.3	\$380	5.7	\$1,281	19.0
Edmonton	29	945	1,609	1,203	74.8	76	4.7	330	20.5
All Other Locations	380	10,727	16,858	12,400	73.6	959	5.7	3,499	20.8
Total	453	15,394	\$25,192	\$18,667	74.1	\$1,415	5.6	\$5,110	20.3
Total All Facilities	482	20,094	\$35,935	\$26,067	72.5	\$2,374	6.6	\$7,494	20.9

¹ Proceeds for 2007-08 are accrued results based on 2006-07. See page 6 for additional information.

Raffles

Highlights

In 2009-10, raffles generated \$170.1 million in gross sales and returned \$72.4 million in prizes to players. Charities paid \$40.0 million in related expenses and earned \$57.7 million in proceeds from these raffles.

Overview

A raffle is a lottery where prizes are awarded based on a random draw of tickets purchased by players. Prizes for raffles must be at least 20 per cent and expenses no more than 30 per cent of the total ticket value. Only approved expenses required to conduct the raffle may be deducted. Only licensed charitable or religious groups can conduct raffles. Examples of raffles are: 50/50 draws, home lotteries, car and cash raffles, and sports raffles such as hockey pools.

There are two types of licences: one for raffles with a total ticket value greater than \$10,000, and one for raffles under \$10,000. Eligibility for both types of raffle licences is determined by the AGLC. The AGLC issues licences for raffles with the larger ticket value, while Alberta registry agents issue licences for the smaller amounts. Charities must be registered with the AGLC for both kinds of raffles.

Raffle Proceeds Summary

2009-10 ¹								
(thousands)	Licences	Total Gross	Prizes / Winnings	% of Gross	Expenses	% of Gross	Proceeds to Charity	% of Gross
RAFFLES OVER \$10,000								
Calgary	63	\$40,609	\$16,102	39.7	\$10,323	25.4	\$14,184	34.9
Edmonton	50	76,668	29,166	38.0	18,597	24.3	28,905	37.7
Other Locations	189	40,453	23,218	57.4	10,674	26.4	6,561	16.2
Total	302	\$157,730	\$68,486	43.4	\$39,594	25.1	\$49,650	31.5
RAFFLES UNDER \$10,000								
Calgary	830	\$1,954	\$410	21.0	\$79	4.0	\$1,465	75.0
Edmonton	959	1,789	508	28.4	86	4.8	1,195	66.8
Other Locations	3,817	8,664	2,974	34.3	330	3.8	5,360	61.9
Total	5,606	\$12,407	\$3,892	31.4	\$495	4.0	\$8,020	64.6
Total All Raffles	5,908	\$170,137	\$72,378	42.5	\$40,089	23.6	\$57,670	33.9

¹ Proceeds for 2009-10 include 2009-10 actual results for raffles with gross sales under \$10,000 and accrued results based on 2008-09 for raffles with gross sales over \$10,000. See page 6 for additional information.

2008-09 ¹ (thousands)	Licences	Total Gross	Prizes / Winning	% of Gross	Expenses	% of Gross	Proceeds to Charity	% of Gross
RAFFLES OVER \$10,000								
Calgary	60	\$36,307	\$15,199	41.9	\$8,457	23.3	\$12,651	34.8
Edmonton	45	33,566	13,435	40.0	8,540	25.4	11,591	34.5
Other Locations	188	50,275	19,805	39.4	9,956	19.8	20,514	40.8
Total	293	\$120,148	\$48,439	40.3	\$26,953	22.4	\$44,756	37.3
RAFFLES UNDER \$10,000								
Calgary	758	\$1,956	\$430	22.0	\$82	4.2	\$1,444	73.8
Edmonton	981	1,832	491	26.8	70	3.8	1,271	69.4
Other Locations	3,585	8,539	2,837	33.2	293	3.4	5,409	63.3
Total	5,324	\$12,327	\$3,758	30.5	\$445	3.6	\$8,124	65.9
Total All Raffles	5,617	\$132,475	\$52,197	39.4	\$27,398	20.7	\$52,880	39.9

¹ Proceeds for 2008-09 include 2008-09 actual results from raffle Financial Reports submitted via the AGLC website and accrued results for all other raffles based on 2007-08. See page 6 for additional information.

2007-08 ¹ (thousands)	Licences	Total Gross	Prizes / Winning	% of Gross	Expenses	% of Gross	Proceeds to Charity	% of Gross
ALL RAFFLES								
Calgary	498	\$35,212	\$13,695	38.9	\$8,084	23.0	\$13,433	38.1
Edmonton	636	28,502	10,598	37.2	6,613	23.2	11,291	39.6
Other Locations	2,596	57,601	23,979	41.6	10,507	18.2	23,115	40.1
Total	3,730	\$121,315	\$48,272	39.8	\$25,204	20.8	\$47,839	39.4

¹ Proceeds for 2007-08 include 2007-08 actual results from raffle Financial Reports submitted via the AGLC website and accrued results for all other raffles based on 2006-07. See page 6 for additional information.

Licence Fees

Licence Fees per Type of Event

BINGO	At a licensed bingo facility	\$30 per event
	Not at a licensed bingo facility	
	Events with yearly sales of \$150,000 or less	No charge
	Events with yearly sales of over \$150,000	\$30 per event
CASINO	Not at fairs or exhibitions	\$15 per table per day (excludes poker)
	At fairs or exhibitions	\$35 per table per day (excludes poker)
PULL-TICKET		\$10 per set of sealed, boxed or bagged tickets
RAFFLE	Less than \$10,000	No charge ¹
	More than \$10,000 but less than \$100,000 total ticket value	\$150
	More than \$100,000 but less than \$1 million total ticket value	\$500
	\$1 million or more	\$1,000
	Authorizing lottery scheme involving prize bonds	\$10,000

¹ Licences for raffles under \$10,000 are issued from Alberta registry agents who may charge an administration fee to process the licence application.

Facility Licence Fees¹

BINGO FACILITY	Class A Facility	No charge
	Class B Facility	\$500
CASINO FACILITY		\$500

¹ The AGLC receives facility licence fees directly from the facility operator.

Licence Fees Collected (thousands)

	Bingo Events	Casino Events	Pull-Tickets	Raffles	Total Fees Collected
2009-10	\$625	\$1,655	\$1,062	\$93	\$3,435
2008-09	764	1,772	926	87	3,549
2007-08	928	1,659	205	91	2,883
2006-07	834	1,444	210	93	2,581

Contact Information

For more information on charitable gaming, eligibility, use of proceeds or the GAIN program, please contact the AGLC by phone during business hours, or by fax or by email anytime.

AGLC Offices

Remember you can dial 310-0000 toll-free to access any of these offices. Also check out the AGLC website at aglc.ca.

ST. ALBERT

50 Corriveau Avenue
St. Albert, AB T8N 3T5
Tel: 780-447-8600
or 1-800-272-8876

CALGARY

110, 6715 – 8 Street NE
Calgary, AB T2E 7H7
Tel: 403-292-7300
or 1-800-372-9518

RED DEER

3, 7965 – 49 Avenue
Red Deer, AB T4P 2V5
Tel: 403-314-2656

GRANDE PRAIRIE

10020 – 124 Avenue
Grande Prairie, AB T8V 5L7
Tel: 780-832-3000

LETHBRIDGE

3103 – 12 Avenue N
Lethbridge, AB T1H 5P7
Tel: 403-331-6500

Additional copies of this publication or the 2009-10 Annual Report for the Alberta Gaming and Liquor Commission are available on the AGLC's website at aglc.ca or by contacting:

Alberta Gaming and Liquor Commission

Communications Branch

50 Corriveau Avenue
St. Albert, AB T8N 3T5
Telephone: 780-447-8740
Toll-free: 1-800-272-8876
Fax: 780-447-8931

If gambling is a concern for you or someone you know, call the 24-hour Alberta Health Services toll-free Help-Line, 1-866-332-2322, for confidential information and support.

If you have questions...

I have...	About...	May I speak to...
BINGO QUESTIONS	Bank Accounts, Financial Reporting	A Bingo Financial Review Clerk
	Licensing, Use of Proceeds	A Bingo Licensing Clerk
CASINO QUESTIONS	Bank Accounts, Financial Reporting	A Casino Financial Review Clerk
	Licensing, Use of Proceeds	A Casino Licensing Clerk
PULL-TICKET QUESTIONS	Bank Accounts, Financial Reporting	A Pull-Ticket Financial Review Clerk
	Licensing, Use of Proceeds	A Pull-Ticket Licensing Clerk
RAFFLE QUESTIONS	Bank Accounts, Financial Reporting	A Raffle Financial Review Clerk
	Licensing, Use of Proceeds	A Raffle Licensing Clerk
GAIN PROGRAM QUESTIONS	Additional Information	The GAIN Program Administrator
	Registration Questions	The GAIN Program Administrator
ELIGIBILITY QUESTIONS	Eligibility for gaming licences	An Eligibility Analyst

Charitable gaming licensing forms, the Charitable Gaming Policies Handbook, and the Host First Nation Charitable Casino Policies Handbook are available on the AGLC website at: aglc.ca.

Gaming Licensing

general e-mail:
gaming.licensing@aglc.ca

Financial Review

general e-mail:
financial.review@aglc.ca

GAIN Program e-mail:

gain@aglc.ca

Additional Contacts

BONNIE YASKIW

Director, Licensing and
 Charitable Gaming
 Phone: 780-447-8837
 Fax: 780-447-8911
 e-mail: bonnie.yaskiw@aglc.ca

SANDRA FROEHLICH

Manager, Licensing Support
 Phone: 780-447-7431
 Fax: 780-447-8911
 e-mail: sandra.froehlich@aglc.ca

DARRELL SKARBAN

Manager, Financial Review
 Phone: 780-447-8978
 Fax: 780-447-7502
 e-mail: darrell.skarban@aglc.ca

TERRY DELORME

Manager, Licensing Eligibility
 Phone: 780-447-8987
 Fax: 780-447-8911
 e-mail: terry.delorme@aglc.ca



ISBN: 978-0-7785-9199-3

Printed in Canada on recycled paper