


# 2010/2011

CHARITABLE GAMING  
IN REVIEW

Making a Difference



# Making a Difference

The Alberta Gaming and Liquor Commission (AGLC) is responsible for licensing and regulating charitable gaming in Alberta. In accordance with the *Gaming and Liquor Act*, the Gaming and Liquor Regulation, and the *Criminal Code* (Canada), the AGLC's mandate is to:

- License, regulate and monitor gaming and liquor activities in Alberta;
- Define operating policies and procedures for gaming and liquor activities;
- Ensure integrity and social responsibility in the operation of gaming and liquor activities;
- Collect gaming and liquor revenue;
- Ensure business and program operations run efficiently and effectively;
- Disburse provincial lottery revenues;
- With industry and government, develop and implement programs and services to address problem gambling and promote responsible alcohol consumption; and
- Communicate to gaming and liquor stakeholders accurate and timely information.

Only licensed charitable or religious groups may conduct charitable gaming activities in Canada. This annual review provides information and reporting on the charitable aspects of Alberta's gaming model including:

- What is charitable;
- The Gaming Information for Charitable Groups (GAIN) program;
- Which groups are eligible for gaming licences;
- How to become a charitable gaming licensee;
- How charitable gaming funds are used;
- The amount generated by charities from each gaming activity; and
- How the province maintains the integrity of gaming activities.

All the reference material cited in this publication, such as specific terms and conditions for each gaming activity, is available on the AGLC website at [aglc.ca](http://aglc.ca).

The charitable component of our gaming model provides charitable and religious groups with the opportunity to benefit directly from gaming activities. Proceeds (revenues less expenses) from licensed charitable gaming events are earned by the charities that conduct the events.

Each year, thousands of charities and non-profit groups across the province continue to volunteer their time conducting bingos and casinos (table games), selling pull-tickets, and holding raffles – activities that contribute valuable dollars to making a difference in Alberta communities.

# Table of Contents

<b>Message from the CEO</b> .....	3	<b>Gaming Licences in Effect and Associated Proceeds</b> .....	20
<b>Overview</b> .....	4	Licences in Effect and Sales .....	20
<b>Introduction</b> .....	5	Proceeds by Major Centre .....	22
What is Charitable? .....	5	Proceeds by Licence Category .....	23
Charitable Gaming Proceeds .....	5	<b>Bingo</b> .....	25
Charitable Gaming Integrity .....	5	Highlights .....	25
Reporting Requirements .....	6	Overview .....	25
Online Information .....	6	Bingo Proceeds Restatement for 2008-09 and 2009-10 .....	26
Social Responsibility .....	6	Bingo Proceeds Summary .....	26
<b>Eligibility</b> .....	7	<b>Casino</b> .....	28
What Groups are Eligible .....	7	Highlights .....	28
Obtaining a Licence .....	8	Overview .....	28
Information for Charitable Groups .....	8	Casino Proceeds Summary .....	29
Eligible Groups Summary .....	9	<b>Pull-Tickets</b> .....	31
<b>Uses of Proceeds</b> .....	11	Highlights .....	31
Allowable Uses of Proceeds .....	11	Overview .....	31
Allowable Uses of Proceeds Summary .....	12	Pull-Ticket Proceeds Summary .....	31
Uses of Proceeds by Charitable Groups ..	16	<b>Raffles</b> .....	33
Uses of Charitable Gaming Proceeds by Charitable Groups Summary .....	16	Highlights .....	33
<b>First Nation Eligibility and Uses of Proceeds</b> .....	18	Overview .....	33
Allowable Uses of First Nation Casino Proceeds .....	18	Raffle Proceeds Summary .....	33
Uses of First Nation Casino Proceeds Summary .....	18	<b>Licence Fees</b> .....	35
		Licence Fees per Type of Event .....	35
		Facility Licence Fees .....	35
		Licence Fees Collected .....	35
		<b>Contact Information</b> .....	36
		AGLC Offices .....	36
		If You Have Questions .....	37



## Message from the CEO

In 2010-11, I am pleased to report that almost \$300 million was returned directly to Alberta's charitable organizations from revenue generated by charitable gaming (bingo, casinos, pull-ticket and raffle events). This is just one of the ways Alberta supports its non-profit/voluntary sector and ensures proceeds are reinvested back into communities throughout Alberta.

It's the AGLC's responsibility to license and regulate all charitable gaming activities, and to make sure these gaming activities are conducted with integrity. Last year we issued over 13,800 charitable gaming licences – that works out to more than 37 licences a day! The AGLC also inspects licensed gaming facilities and events to ensure these gaming activities meet legislation, regulation and policy. Our 2010-11 results show that in 99.2% of cases, inspectors found charitable gaming activities to be in compliance with legislation and policy.

We're also pleased to support Alberta's volunteers by continuing to offer the GAIN program. The Gaming Information for Charitable Groups (GAIN) program provides information about charitable gaming in Alberta through specific sessions regarding licensing, use of proceeds and casino information for charitable groups. In 2010-11, over 3,400 participants attended GAIN sessions throughout the province. Survey results show that Albertans continue to be very satisfied with the program, with 99% rating it as being either good or excellent. For more information, see page 8.

I would like to applaud the dedication exhibited by Alberta's charities in 2010-11, and we at the AGLC look forward to working with charitable groups to ensure the charitable gaming model continues to benefit communities in the future.

*Original Signed by*

---

Gerry McLennan  
Chief Executive Officer

# Overview

## Charitable Gaming Revenue to Charities

Gaming revenues fluctuate depending on the amount of money Albertans are willing to spend on gaming activities. As charities directly benefit from the charitable gaming activities they participate in, the net proceeds charities receive each year also fluctuates. In 2010-11, 11,901 charities earned almost \$300 million through charitable gaming activities such as bingos, casinos, pull-tickets and raffles.

(\$ millions) <sup>1</sup>	2010-11	2009-10 <sup>2</sup>	2008-09 <sup>2</sup>	2007-08	2006-07
Casino	\$ 231	\$ 235	\$ 252	\$ 244	\$ 198
Raffle	39	58	53	48	34
Bingo	12	12	14	26	30
Pull-Ticket	18	17	15	7	8
<b>Total Revenue to Charities</b>	<b>\$ 300</b>	<b>\$ 322</b>	<b>\$ 334</b>	<b>\$ 325</b>	<b>\$ 270</b>

1. For information on the data contained in the Charitable Gaming to Charities table above please refer to page 5.
2. Recalculated and restated to accurately reflect the bingo reporting classification change in 2008-09. See page 26 for additional information.

## Charitable Gaming Licences Issued<sup>1</sup>

	2010-11	2009-10	2008-09	2007-08	2006-07
Bingo	857	771	1,057	1,027	1,265
Casino	3,524	3,494	3,471	3,424	3,259
Pull-Ticket	241	192	283	198	295
Raffles over \$10,000	278	293	271	290	296
Raffles under \$10,000 <sup>2</sup>	8,974	7,463	6,791	6,326	6,339
<b>Total Charitable Gaming Licences Issued</b>	<b>13,874</b>	<b>12,213</b>	<b>11,873</b>	<b>11,265</b>	<b>11,454</b>

1. Bingo and Pull-Ticket licences are generally in effect for two years. Licences for casinos and raffles are generally for a single event.
2. Licences for raffles under \$10,000 are issued from Alberta registry agents on behalf of the Alberta Gaming and Liquor Commission or through the AGLC website at aglc.ca. Groups must have an AGLC internet account to use the online option. For more information about the AGLC internet account please see page 6.

## Charitable Gaming Facilities

	2010-11	2009-10	2008-09	2007-08	2006-07
<b>Bingo Facilities</b>					
Association Bingo Facilities	28	31	33	40	43
Private Operator Bingo Facilities	1	1	1	2	1
<b>Total Licensed Bingo Facilities</b>	<b>29</b>	<b>32</b>	<b>34</b>	<b>42</b>	<b>44</b>
<b>Casino Facilities</b>					
Traditional Casino Facilities	19	19	19	19	18
First Nation Casino Facilities	5	5	5	4	1
<b>Total Charitable Gaming Licences Issued</b>	<b>24</b>	<b>24</b>	<b>24</b>	<b>23</b>	<b>19</b>

# Introduction

## What is Charitable?

Four criteria are used to determine what constitutes a charitable or religious object or purpose. They are:

- Relief of poverty;
- Advancement of education;
- Advancement of religion; and
- Other purposes beneficial to the community.

For further clarification on all four criteria, please refer to the AGLC's Charitable Gaming Policies Handbook available on the website at [aglc.ca](http://aglc.ca).

Charitable groups can apply to participate in four types of licensed gaming activities:

- Bingo;
- Casino (table games);
- Pull-Ticket; and
- Raffle.

## Charitable Gaming Proceeds

Proceeds (revenues less expenses) from licensed charitable gaming events go directly to the charities that conduct the events. These proceeds are used to support community projects and initiatives for non-profit and volunteer organizations throughout Alberta. Charitable and religious groups conducting a casino event keep the proceeds from the table games, less a service fee for the facility operator. In a similar fashion, charities keep all the proceeds they earn from bingos, raffles and pull-ticket sales after operating expenses.

Charities also receive a portion of the revenues from slot machines, electronic bingo and Keno. Charities pay event licensing fees to the AGLC.

It can take up to seven months after the completion of a raffle, pull-ticket, or community bingo event for the event data to be submitted to and reviewed by the AGLC. This is the normal timeframe given the numerous stages of the process involved. Various

delays may be encountered which may lengthen this timeframe. As such, this report is based on the following data:

- **Bingos:** data is based on the current fiscal year for bingo events conducted at licensed bingo facilities and prior year data for bingo events conducted at community bingo facilities. Data from community bingos with gross sales under \$2,500 is not included.
- **Casinos:** data is based on the current fiscal year. The total amount wagered on casino table games includes the total poker rake from poker table games (Maximum of \$5 per hand) and tournaments (10 per cent). The operator's fee from the poker rake is included under the expense column.
- **Pull-Ticket:** for 2008-09 and 2009-10, data is based on the current fiscal year for pull-tickets sold at licensed bingo facilities and prior year data for pull-tickets sold in all other locations. For 2007-08 and prior years, data is based on the prior fiscal year for all locations.
- **Raffles:** data is based on the current fiscal year for raffles with gross sales under \$10,000 and prior year information for raffles with gross sales over \$10,000.

## Charitable Gaming Integrity

All gaming activities must comply with the *Criminal Code (Canada)*, the *Gaming and Liquor Act*, Gaming and Liquor Regulation, and AGLC policies. Albertans trust the AGLC to protect the integrity and maintain accountability in Alberta's gaming activities.

To achieve this, the AGLC works with charitable groups and the gaming industry to ensure that everyone who participates in a licensed gaming event has a fair chance to win and that events are carried out in accordance with the policies that govern them. AGLC inspectors visit gaming sites and perform random checks of activities to ensure that rules are being followed.

If the rules are not being followed, the inspector prepares a report and informs the group. Depending of the severity of an infraction, disciplinary action by the Board of the AGLC may take place – ranging from warnings to suspension or cancellation of licences. The AGLC also monitors the gaming industry and charitable gaming licensees to help maintain financial integrity. Audits help ensure that gaming proceeds are used for approved purposes and that gaming operations and record-keeping processes comply with legislative and policy requirements.

## Reporting Requirements

Financial reporting is required for every gaming licence including reporting how gaming proceeds are used. A separate financial report is required for each licence. Groups must account for the proceeds as well as interest, dividends and other income earned on the proceeds. The AGLC mails financial reports to each charity, which the group must complete and return within 60 days from the date of mailing.

Gaming proceeds must be used within two years after the proceeds are obtained. Any extension of this period must be approved in advance by the AGLC. If a charity wants to use the proceeds for purposes other than those in its original application, the charity is required to obtain the approval of the AGLC before it spends the proceeds for the new purposes. This ensures the proposed new use of funds is in accordance with the *Criminal Code of Canada* and reflects a use that is charitable or religious in nature.

If gaming proceeds are used for unapproved purposes, the AGLC will investigate and may require the funds be returned to gaming accounts. All records must be kept for a period of two years after the licence expires. More information about financial reporting is available on the AGLC website at [aglc.ca](http://aglc.ca).

## Online Information

The AGLC provides a variety of licensing services to groups on-line through a web account. Applying for a web account is easy and, once approved, groups are sent a User ID and password via email. An internet Account Request Form (Form 5536) is available on the AGLC website at [aglc.ca](http://aglc.ca). Once registered for a web account, groups can do the following on-line:

- View their gaming licence(s);
- View their consolidated bank account information;
- View their current registration contact list;
- View their current “Use of Proceeds” information;
- Register for GAIN sessions; and
- Submit their financial report (for raffles under \$10,000).

Eligible charitable and religious organizations can also now apply for raffle licences under \$10,000 online using their AGLC Internet account. Previously, groups received these licences only through Alberta Registry Agents. The online option is provided at no cost and offers greater convenience.

## Social Responsibility

The AGLC is committed to ensuring the gaming industry in Alberta is operated in a socially responsible manner. By providing information and resources to those people who choose to gamble, the AGLC ensures they have the information they need to make informed decisions which supports the development of healthy and sustainable gambling environments.

We work collaboratively with industry, government and stakeholders to provide information and support to charitable gaming staff, groups and patrons. The AGLC has Responsible Gambling Information Centers in gaming facilities across Alberta that offer responsible gambling information and support to gaming staff and patrons.

The AGLC also offers responsible gambling training programs such as: *Deal Us In* for Casino and REC staff and *A Good Call* for staff in licensed bingo facilities. Information on all of the AGLC’s responsible gambling programs that help prevent and reduce gambling-related harm are available on the AGLC website at [aglc.ca](http://aglc.ca).



# Eligibility

## What Groups are Eligible?

The *Criminal Code* (Canada) requires that groups participating in charitable gaming are charitable or religious in nature and that the proceeds be directed to charitable or religious purposes.

The province's *Gaming and Liquor Act*, Gaming and Liquor Regulation, and its gaming policies establish the standards for conducting gaming activities; this includes which groups may be eligible for gaming licences and how they may use the gaming proceeds. There are three key components the AGLC considers when assessing a group's eligibility for gaming licensing:

- Structure – Is it broad-based and democratic?
- Program Delivery – How long have programs or services been offered? How do the group's programs or services benefit the community?
- Use of Proceeds – How will the money be spent? Only non-profit groups are eligible for charitable gaming licences.

In addition, eligible groups must:

- Have a broad-based volunteer membership;
- Have an executive democratically chosen from its membership;
- Have unpaid members, directors or officers;
- Have programs which benefit a large segment of the community, not the individual members' self interest;
- Have members who are responsible for establishing, maintaining control of and delivering the group's programs; and
- Be incorporated (except for raffles with a total ticket value of \$10,000 or less).

Eligible groups must have actively delivered a charitable program to the community for at least one year before applying for a gaming licence. For casino event applicants, an active record of program delivery for the previous 24 months is required. For bingo applicants and applicants for a raffle with a total ticket value of more than \$100,000, an active record of program delivery for the previous 12 months is required. The record of program delivery requirement is to ensure eligible groups have pre-existing support in the community and do not rely solely on gaming funds for program delivery.

Gaming proceeds are intended to supplement the charitable activities of eligible groups rather than serve as a primary source of funding. For a summary of the different eligible group types, please see the Eligible Groups Summary beginning on page 9.



## Obtaining a Licence

To participate in charitable gaming activities, groups that meet the eligibility requirements must first apply for a charitable gaming licence. Charitable gaming licence forms are available on the AGLC website at [aglc.ca](http://aglc.ca). Licence forms can also be obtained by calling the AGLC toll-free at 1-800-272-8876 or 780-310-0000.

A separate application is required for each licence type (bingo, casino, raffle or pull-ticket) and supporting documents must be attached. Once complete, forms can be faxed to the AGLC at 780-447-8912 or mailed to:

**Alberta Gaming and Liquor Commission  
Regulatory Division  
50 Corriveau Avenue  
St. Albert, Alberta T8N 3T5**

Once an application is received, the information is reviewed to determine if the group is eligible for a charitable gaming licence. The eligibility of all applicants is based on the eligibility criteria for organizational structure, program delivery and use of gaming proceeds as outlined in the Charitable Gaming Policies Handbook, which is available on our website at [aglc.ca](http://aglc.ca).

Groups are encouraged to ensure their application provides as much detail as possible and that the application is complete. If eligibility cannot be determined by a review of the information provided in the submitted application, additional information may be requested and an AGLC representative may meet with your group or conduct other inquiries to complete a more detailed eligibility review.

The AGLC works to review and process all applications for gaming licences within 12 weeks of receipt of a complete application. Processing applications and determining eligibility may take longer if the submitted application information is incomplete or a more detailed review is required to determine eligibility. Once a group obtains a gaming licence and becomes a charitable gaming licensee, it receives an information package from the AGLC that includes information on conducting events in accordance with the terms and conditions.

## Information for Charitable Groups

The AGLC offers information sessions for groups seeking information on charitable gaming in Alberta. Gaming Information for Charitable Groups (GAIN) sessions are free information seminars that provide volunteers of charitable and religious groups with the opportunity find out about charitable gaming activities and ask questions. GAIN continues to be very well received and in 2010-11 program facilitators provided 210 sessions in 44 communities to over 3,445 participants.

### GAIN information sessions cover:

#### *What you need to know before a gaming event:*

- Legislative and regulatory requirements of charitable gaming in Alberta;
- Eligibility for gaming licences;
- The licensing application process;
- Eligible use of proceeds; and
- Requirements to hold a charitable gaming event.

#### *What you need to know during a gaming event:*

- Conduct of a gaming event – Bingo, Casino, Pull-Ticket, and Raffle.

#### *What you need to know after a gaming event:*

- Financial reporting requirements.

### GAIN sessions are offered for the following four topics:

- Use of gaming proceeds sessions;
- Combined charitable gaming licensing and use of proceeds sessions;
- Casino sessions; and
- Special sessions, (e.g., conference and convention presentations), available upon request.

For information about the GAIN program, phone 780-447-7499 or 1-866-307-7499 or visit the AGLC's website at [aglc.ca](http://aglc.ca).

## Eligible Groups Summary

From 'A' to (almost) 'Z', there is a wide variety of different types of groups that are eligible to participate in charitable gaming.

AGRICULTURAL FAIR OR EXHIBITION	Groups registered under the <i>Alberta Societies Act</i> or <i>Agricultural Societies Act</i> that conduct annual fairs, exhibitions, rodeo or chuck wagon events.
AID OF THE DISTRESSED	Groups with identified specific issues of social concern that actively work to address these issues by providing a social service and/or educational program. Examples include facilities that house victims of violence and food banks.
ARTS	Non-profit groups that actively deliver an arts program or activity to the public in the visual arts, the literary arts, the media arts and the performing arts. Included are marching, school and youth bands, and related groups such as parent associations and booster clubs.
ASSOCIATIONS OF EMPLOYEES, OCCUPATIONS OR PROFESSIONS	A group of employees or groups founded upon a common occupation or profession with membership open to the general public. The group's primary purpose is to provide charitable programs or services that benefit the community. Groups formed by employees or upon a common occupation or profession, structured principally for self-help, personal benefit or the welfare of their membership are ineligible.
CHAMBER OF COMMERCE / BOARD OF TRADE	Chamber of Commerce or Board of Trade groups in municipalities where a service club or community league or association does not exist. The chamber or board serves the purpose of operating community programs or services.
CHILDREN'S GROUPS	Groups that deal with children and have identified specific issues of social concern and actively address these issues, such as day care facilities. Commercial enterprises are ineligible.
COMMUNITY LEAGUES / ASSOCIATIONS	Groups incorporated as community leagues/associations or groups that provide the same types of functions as community leagues/associations.
EDUCATION	Volunteer educational groups within or affiliated with schools or educational institutions that enhance the educational opportunities of students.
ETHNO-CULTURAL	Groups identifying themselves with a specific ethnic or cultural origin that preserve or enhance their heritage, traditions, and cultures by offering educational programs or cultural activities to the community.
FUNDRAISING	Groups such as: (a) foundations and "friends of" groups incorporated to aid and support the charitable work of hospitals, schools and libraries (that is, they aid and support establishments or institutions which are ineligible for licensing due to statutory or policy limitations); and (b) community service groups (nationally chartered service clubs, fraternal groups, veteran's groups, and the United Way) that operate to support community projects, organizations and assist needy individuals.
GOVERNANCE (ARM 'S LENGTH)	Groups that deliver programs for community service or public benefit and show a clear separation in funding and governance from publicly-funded programs. Examples include youth, family and community service associations.
HISTORICAL RESOURCES	Groups engaged in activities that provide the general public with access to historical resources, such as museums and historical book committees.
HOBBY/ SOCIAL	Groups whose programs provide education and information programs to members of the public. Examples include quilting associations and orienteering clubs. Groups primarily established to serve or further the self interest of its members through pursuit of leisure time activities based upon hobby, recreational, or social activities are ineligible.

## Eligible Groups Summary (continued)

LIAISON	Groups that provide public education or counselling programs, liaise with government, and present a balance of the range of views on particular issues of public concern. Examples include groups that represent specific cultures or environmental concerns.
MEDICAL / HEALTH AID AND RELIEF	Groups whose primary purpose is to assist those afflicted with a specific physical or mental disorder. Includes groups that support medical research, health care facilities or support groups for those who are handicapped. Hospitals, health centres and for-profit medical facilities are ineligible.
NATURE CONSERVANCY	Groups at the community or regional level that promote nature conservation through educational programs or the operation of public facilities.
NON-PROFIT	A non-profit group ineligible for a gaming licence as a charity or religious group may be eligible for a licence to conduct a small raffle with a total ticket value of \$5,000 or less.
PROMOTIONAL	A group that provides a charitable or religious program or service which results in a community benefit, and engages in promotional activities to increase public awareness and participation in its programs or services.
RELATED GROUPS	Branches, subsidiaries, auxiliaries, or groups similarly affiliated with a charity are considered related to a charity. Either the principal or affiliated group may be licensed for a bingo or casino event at a time.
RELIGIOUS	Religious groups such as churches, parishes, congregations, and lay groups involved in furthering religious principles or objectives.
SENIOR CITIZENS	Groups that provide programs and services to assist seniors in the community.
SPORTS	Sports groups at the community or regional level that promote a charitable objective through the delivery of a structured and developmental amateur sports program to the public. The sports program may be based on individual or team play. Adult sports groups that meet various criteria, including support of a youth component of the sport, may be eligible.
UMBRELLA GROUPS	A group that provides support to other charitable groups and is responsible for direct active delivery of charitable or religious programs to the community. Includes umbrella groups with joint responsibility with charitable groups for the direct delivery of programs or services to the general public, and contributes resources needed to deliver these programs and services, for example, governing bodies of eligible amateur sports leagues.
VETERAN, SERVICE AND FRATERNAL	Groups established based on a national charter and whose general objectives relate to activities that provide community benefit. The auxiliaries of such groups may also be eligible for licensing. For example: legions, fraternal orders, etc.
YOUTH	Groups that provide youth development programs and services in the community, such as the teaching of leadership, citizenship and community development skills.

# Uses of Proceeds

## Allowable Uses of Proceeds

Proceeds raised from charitable gaming must be used for approved charitable or religious purposes. Part of the proceeds may be used to pay for prizes and other expenses related to operating the event. The remainder of the gaming proceeds must be used for the charitable or religious purposes stated in the charitable group's licence application.

To change the use of proceeds, groups are required to submit a written request to the AGLC in advance, and if approved, the group's licence will be updated accordingly. Once a group has held its event, the gaming proceeds must be deposited into a separate gaming account. With prior approval from the AGLC, groups may consolidate all gaming proceeds into a single account if it conducts more than one type of event (e.g., bingo and casino). A group has two years to use gaming proceeds from the time it receives the funds. If a group requires an extension of the two year period, a request for extension must be submitted to the AGLC along with a supporting business plan.

The business plan must include:

- A written explanation as to why the proceeds have accumulated beyond 24 months;
- Any other sources of revenue associated with the planned project or event;
- A list of expenditures associated with the planned project or event; and
- Timelines for the anticipated disbursement of the accumulated proceeds.

Bingo licensees that operate at halls with electronic bingo also receive a portion of the proceeds from electronic bingo and Keno through a grant from the Alberta Lottery Fund. Gaming proceeds also include interest, dividends or other income earned.

Starting on the next page is a list of allowable uses of gaming proceeds. For more information, please check the Charitable Gaming Policies Handbook or Host First Nations Charitable Casino Policies Handbook on the AGLC website at [aglc.ca](http://aglc.ca) or contact the Regulatory Division of the AGLC (contact numbers are listed on page 36 and 37).

Allowable uses of proceeds for both traditional charities and First Nations charities are similar; however, they may be categorized differently between the two. For example, while there are separate categories for Equipment, Uniforms/ Costumes and Vehicle Purchase/Repairs/Operation for traditional charities, there is only one category for Equipment, Uniforms, First Nations Regalia and Vehicles for First Nations charities. Even though they are categorized differently, the intent behind the policies is the same. In addition, the Host First Nations Charitable Casino Policies Handbook allows for uses of proceeds that address the specific needs of Alberta's Host First Nations. For example, additional uses include proceeds for Housing and Infrastructure or costs incurred by Elders while performing charitable or religious activities. Eligible Elders' costs include: honorariums, fees or gifts, ceremonial tobacco, direct-route travel to various events, meals while attending events, accommodation fees while attending events, and training costs of new elders.

## Allowable Uses of Proceeds Summary

The following table is provided as a high level overview of the types of allowable uses of proceeds and is not intended to provide all ineligible uses of proceeds. For additional information on specific allowable uses of proceeds, please check the Charitable Gaming Policies Handbook on the AGLC website at [aglc.ca](http://aglc.ca) or contact the Regulatory Division of the AGLC (contact numbers are listed on page 36 and 37).

CATEGORY	ELIGIBLE	INELIGIBLE
ACCOUNTING FEES / GAMING FINANCIAL REPORTS	Licensed groups may use gaming proceeds to hire a professional accountant (CA, CGA, CMA) to prepare gaming financial reports (includes all bingo, casino, pull-ticket, raffle, consolidated, supplementary, assistance fund and building account financial reports).	The preparation of any other financial reports.
ADMINISTRATIVE COSTS	Administrative costs that are necessary to the delivery of a charitable or religious program or service are eligible uses of gaming proceeds. Approved administrative expenditures shall normally be limited to a maximum cumulative total of 10 per cent of gaming proceeds earned the previous calendar year.	Food and beverages unless they are part of the charitable program or services, salaries, wages or honorariums for the performance of administrative duties and legal fees.
ASSISTANCE FUND	A fund may be established and administered by governing bodies of veterans and service groups to help member groups in financial difficulty.	
BURSARIES AND SCHOLARSHIPS	Gaming proceeds may be donated to a legally established charitable trust fund for the purpose of supporting educational bursaries or scholarships.	
DEBT RETIREMENT	Gaming proceeds may be used to pay debt incurred in the delivery of a group's approved charitable or religious programs or services. Debt must be incurred as a result of mortgage payments for a public facility or inadvertent expenditures (e.g., emergency repairs to a public facility).	Any debt incurred from the operation of non-charitable or non-religious activities and the payment of proceeds from one licence to cover losses from another licence unless specifically approved in advance by the AGLC.
DONATIONS WITHIN ALBERTA (\$5,000 OR LESS)	Gaming proceeds may be donated to, or used in support of, charitable or religious groups within Alberta that actively deliver a program or service which provides a community benefit. The donor group must record all donations and the purpose of each donation on its gaming financial report.	
DONATIONS WITHIN ALBERTA (IN EXCESS OF \$5,000)	Gaming proceeds may be donated to, or used in support of, charitable or religious groups within Alberta that actively deliver a program or service which provides a community benefit. Prior approval of the AGLC is required and details of the donations, a statutory declaration and recipient agreement must be provided to the AGLC.	

## Allowable Uses of Proceeds Summary (continued)

<p><b>DONATIONS (OUTSIDE OF ALBERTA BUT WITHIN CANADA )</b></p>	<p>Gaming proceeds may be donated to, or used in support of, charitable or religious groups outside of Alberta that actively deliver a program or service which provides a community benefit. These must be in support of disaster/emergency relief, nationally recognized charitable programs that benefit Albertans or medical and educational research programs that may potentially benefit all Canadians. The donation is limited to a maximum cumulative total of 75 per cent of gaming proceeds earned in the previous calendar year for traditional charities and to a maximum cumulative total of \$100,000 or 5 per cent of proceeds earned in the previous calendar year (whichever is less) for First Nations charities. The maximum donation amount for First Nations charities may be increased with prior AGLC approval.</p>	<p>Donations to support projects that would not be approved uses of proceeds within Alberta.</p>
<p><b>DONATIONS (OUTSIDE OF CANADA)</b></p>	<p>These donations can only be used for international disaster/emergency relief and projects in countries the AGLC considers as developing or underdeveloped and countries appearing on the Canadian International Development Agency (CIDA) list of countries or territories eligible for Canadian official development assistance. Other requirements or limitations may also apply. The donation is limited to a maximum cumulative total of 50 per cent of gaming proceeds earned in the previous year for traditional charities and \$50,000 or 2.5 per cent (whichever is less) for First Nation charities. The maximum donation amount for First Nation charities may be increased with prior AGLC approval.</p>	<p>Donations to support projects that would not be approved uses of proceeds within Alberta.</p>
<p><b>EDUCATION</b></p>	<p>Gaming proceeds may be used for the costs of specific educational program(s) or support. This includes a specific educational experience for students which is not principally recreational or social and would otherwise be unavailable, as well as educational equipment and supplies (e.g., audio visual equipment, athletic equipment and musical instruments).</p>	<p>Operational or capital budgets of educational institutions or schools, such as employee salaries, wages, building additions and renovations.</p>
<p><b>EMERGENCY FUNDS</b></p>	<p>Gaming proceeds may be used to provide relief for individuals or families in personal distress or who are victims of physical disaster. This may include equipment and supplies or the training of volunteers during emergency situations.</p>	
<p><b>ENDOWMENT FUNDS</b></p>	<p>Gaming proceeds may be used to establish and/or donate to an endowment fund, for supporting approved charitable or religious purposes. Endowment fund contributions are limited to a maximum cumulative total of 50 per cent of the gaming proceeds earned in the previous year. An endowment fund is defined in AGLC policy as a fund where the principal is not normally disbursed and only the investment income, or a portion thereof, is expended.</p>	
<p><b>EQUIPMENT</b></p>	<p>Gaming proceeds may be used to purchase or rent equipment if the equipment is essential to the delivery of the organization's charitable programs or services. Ownership of the items purchased must remain with the licensed group.</p>	<p>Items of a personal, social, or promotional nature, equipment or supplies intended to produce income, and vehicles used for personal or administrative purposes.</p>



## Allowable Uses of Proceeds Summary (continued)

<b>FACILITY</b>	For groups that provide a public facility, gaming proceeds may be used for the capital, leasehold, rental and operating costs of the facility. This includes: fixtures and furnishings, mortgage, lease or rental payments, utilities, insurance (fire and liability), property taxes, janitorial costs and supplies, repairs and maintenance, and renovations.	The purchase, maintenance or repair of equipment, furniture or a facility for income producing operations or any other activity which appears to be of a commercial nature.
<b>FACILITY – MAXIMUM 50%</b>	For groups providing a facility with public access and areas for exclusive use of members and guests, up to 50 per cent of gaming proceeds may be used for the cost of the facility, which includes: fixtures and furnishings, mortgage, lease or rental payments, utilities, insurance (fire and liability), property taxes, janitorial costs and supplies, repairs and maintenance, and renovations. The remaining 50 per cent must be applied to other approved uses.	The purchase, maintenance or repair of equipment, furniture or a facility for income producing operations or any other activity which appears to be of a commercial nature.
<b>OFFICIALS / JUDGES FEES</b>	Gaming proceeds may be used for fees for referees, umpires, adjudicators or other positions responsible for officiating or judging a competition (also see 'Sports' in this section).	
<b>PROMOTIONAL ACTIVITIES</b>	Gaming proceeds may be used for promotional activities designed to increase public awareness and participation in charitable or religious programs. This includes advertising in newspapers, radio, television, posters, signs, pamphlets, letters and Internet web pages.	Advertising to attract new members, except for yearly membership drives of community and service clubs and promotional activities that benefit a commercial activity.
<b>REGISTRATION / AFFILIATION FEES</b>	Gaming proceeds may be used for registration fees/affiliation fees when related to a charitable or religious group's specific objective.	
<b>RENT- FACILITY</b>	Gaming proceeds may be used for rent of a facility for ice rental, sports fields and stages for performing arts groups (also see 'Sports' and 'Facility' in this section).	
<b>RESOURCE MATERIALS</b>	Gaming proceeds may be used for the design, printing, postage, and purchasing costs of resource materials, books, manuals and videos (also see 'Administrative Costs,' 'Education' and 'Promotional Activities' in this section).	
<b>SENIOR CITIZEN ACTIVITIES</b>	Gaming proceeds may be used to pay for approved expenditures related to the special needs of senior citizens. Senior citizens are defined in AGLC policy as those 60 years of age or older.	
<b>SPECIAL PROGRAM SUPPORT</b>	Gaming proceeds may be used for unique programs pertaining to the organization's program delivery.	
<b>SPORTS</b>	Gaming proceeds may be used to support eligible sports groups, such as rental fees of a facility or a venue for the group's sporting events. Gaming proceeds may be approved to purchase uniforms and equipment as long as these are required for the participation in the sport (see also 'Uniforms/ Costumes' and 'Equipment' in this section). Groups may also use gaming proceeds to pay for the reasonable costs of certifying officials and judges in their sport, including training and education costs. Gaming proceeds may be used to pay for awards such as trophies, plaques and ribbons. Adult sports groups with a youth component must use at least 50 per cent of their gaming proceeds on their youth programs.	Purchasing uniforms or equipment for personal use or where the group does not own the uniforms or equipment, awards for volunteer appreciation, and providing cash or merchandise prizes or any other prize of value. Adult sports groups who provide programs for adults only are not eligible.



## Allowable Uses of Proceeds Summary (continued)

TRAVEL WITHIN ALBERTA	Gaming proceeds can be used to pay travel expenses to conferences, seminars, workshops, clinics, meetings and conventions that are directly related to the group's charitable programs or services. Gaming proceeds can also be used for travel that enriches an educational institution or school's curriculum. Groups involved in activities such as music, dance and drama may use gaming proceeds for travel if the group is participating in a recognized and organized event, such as a competition or festival. Individuals and teams involved in structured and developmental amateur sports may be approved to use gaming proceeds to travel to organized, structured and sanctioned events.	Social or recreational travel or travel of an administrative nature.
TRAVEL OUTSIDE ALBERTA	Gaming proceeds may be used for travel required for a group to deliver its programs outside Alberta as either a normal part of the group's activities, or an earned opportunity to go to a higher level of activity. Travel itineraries must be submitted for approval prior to the event.	For travel outside of Canada, travel where a similar activity exists in Canada is not eligible.
UNIFORMS / COSTUMES	Gaming proceeds may be used to purchase or rent uniforms or costumes if they are essential to the delivery of the organization's charitable programs or services. Ownership of the items purchased must remain with the licensed group.	Items of a personal, social or promotional nature may not be purchased.
VEHICLE PURCHASE / REPAIRS / OPERATION	Gaming proceeds may be used to purchase or rent vehicles if these are essential to the delivery of the organization's charitable programs or services. The vehicles must be registered and insured in the name of the licensed group. Gaming proceeds may also be used for registration, insurance, repairs and operation.	Vehicle use for the administrative activities of the group or the personal use of any members.
VOLUNTEER CONFERENCES / SEMINARS / TRAINING	Gaming proceeds may be used for events that are primarily organized for educational purposes related to a specific charitable program or service supported by the group or delivered in the community (also see 'Education', 'Travel', and 'Sports' in this section).	The payment or reimbursement of wages while attending a conference and conferences, seminars and training that are primarily organized for administrative purposes.
VOLUNTEER EXPENSES	Gaming proceeds may be used to reimburse volunteers for approved expenses incurred while working a gaming event. Eligible volunteer expenses could include transportation costs to and from the gaming event via taxi or bus; or babysitting costs incurred by volunteers while working gaming events.	Meals and refreshments following the gaming event and the payment of cash to volunteers and cash, vouchers redeemable for cash, goods, or services as payment for volunteering at a gaming event.
WAGES, SALARIES, FEES FOR SERVICE, AND HONORARIUMS	Gaming proceeds may be used to pay salaries, wages, fees for service or honorariums only if the duties performed are essential to the group's program delivery, the duties are performed by a person with specialized qualifications and the duties cannot be reasonably performed by a volunteer.	Administrative duties (with the exception of disabled groups who cannot perform the administrative duties due to the nature of the disability).

## Uses of Proceeds by Charitable Groups

The proceeds from charitable gaming help support thousands of programs and services provided by charities to their communities. These proceeds are earned by groups that conduct gaming activities.

The following table summarizes how charitable and religious groups used the proceeds from gaming activities between 2005-06 and 2009-10. As charities have two years to use the funds they earned from gaming events, the proceeds reported in the table below will not equal the proceeds received by charities in those years.

Since charities report on their use of proceeds on an ongoing basis, complete data for 2010-11 is not yet available. Data for 2010-11 will be reported in the 2011-12 Charitable Gaming in Review report. Data for First Nations use of proceeds from casino events appears on page 18 of this report, and is not included in the information below.

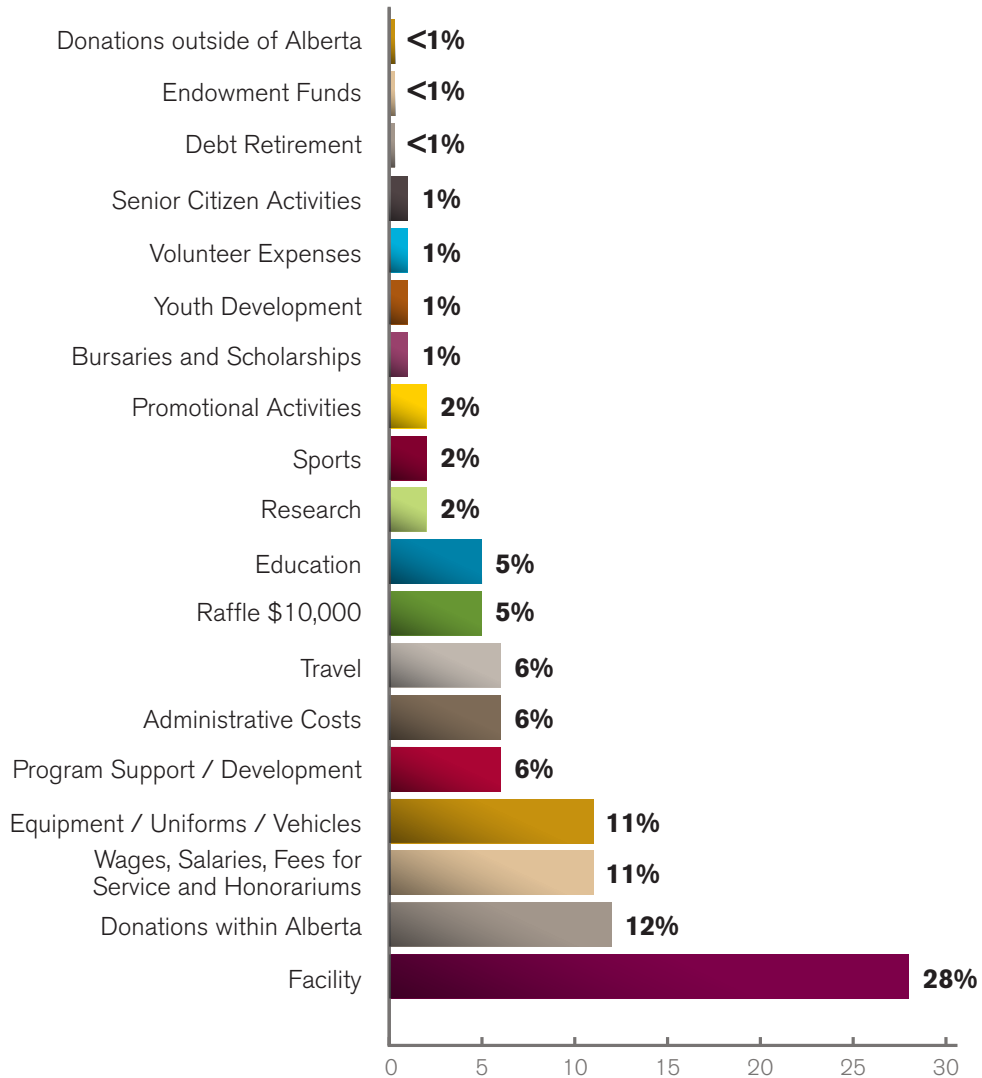
## Uses of Charitable Gaming Proceeds by Charitable Groups Summary

(\$ thousands)	2009-10	2008-09	2007-08	2006-07	2005-06
Facilities	\$ 68,368	\$ 81,852	\$ 68,017	\$ 69,689	\$ 51,808
Donations within Alberta	29,656	31,390	31,017	33,095	23,491
Wages, Salaries, Fees for Service and Honorariums	27,317	26,928	21,980	20,725	15,774
Equipment/ Uniforms/ Vehicles	26,785	27,773	22,380	19,658	22,737
Program Support/ Development	16,229	30,977	22,782	21,827	13,657
Administrative Costs	15,757	20,154	15,698	16,850	13,110
Travel	13,588	16,587	13,499	13,442	9,064
Raffles under 10,000 <sup>1</sup>	12,684	10,517	8,803	4,705	–
Education	11,678	15,729	9,470	10,066	6,020
Research	4,421	2,262	2,503	1,676	1,843
Sports	4,128	5,983	4,633	4,856	3,531
Promotional Activities	3,659	2,629	2,740	2,619	1,870
Bursaries and Scholarships	2,514	3,580	4,310	2,558	1,988
Youth Development	1,774	1,769	1,551	1,913	1,677
Volunteer Expenses	1,709	1,539	1,471	1,840	1,190
Senior Citizen Activities	1,423	1,767	1,526	1,142	860
Donations outside of Alberta	942	1,355	958	1,181	3,249
Endowment Funds <sup>2</sup>	989	2,973	3,229	151	–
Debt Retirement	162	174	201	133	162
<b>Total</b>	<b>\$ 243,783</b>	<b>\$ 285,938</b>	<b>\$ 236,268</b>	<b>\$ 228,126</b>	<b>\$ 172,031</b>

1. Raffle licensees with gross sales under \$10,000 are required to use their proceeds on charitable and religious purposes, however, the data required to report historical information by use of proceeds is not available for this group.
2. In 2006-07, the AGLC amended the Charitable Gaming Policies Handbook to permit gaming proceeds to be used to establish or donate to endowment funds.

## Figure 2: Percent Use of Proceeds for 2009-10

Figure 2 represents the use of proceeds by charities for the 2009-10 year as charities report their use of proceeds on an ongoing basis and complete data for 2010-11 is not yet available. 2010-11 use of proceeds data will be reported in the 2011-12 Charitable Gaming in Review report.



# First Nation Eligibility and Uses of Proceeds

## Allowable Uses of First Nation Casino Proceeds

The Host First Nation (HFN) licensed charity conducts the casino events and the HFN charity and sub-charities receive proceeds from these events. These proceeds help support many programs and services provided to the First Nations Communities. The following table summarizes how Host First Nation licensed charities and sub-charities used the proceeds from casino events between 2007-08 and 2009-10. As Host First Nation licensed charities and sub-charities have two years to use the funds they earned from casino events, the proceeds reported in the table below will not equal the proceeds received by Host First Nation licensed charities in those years.

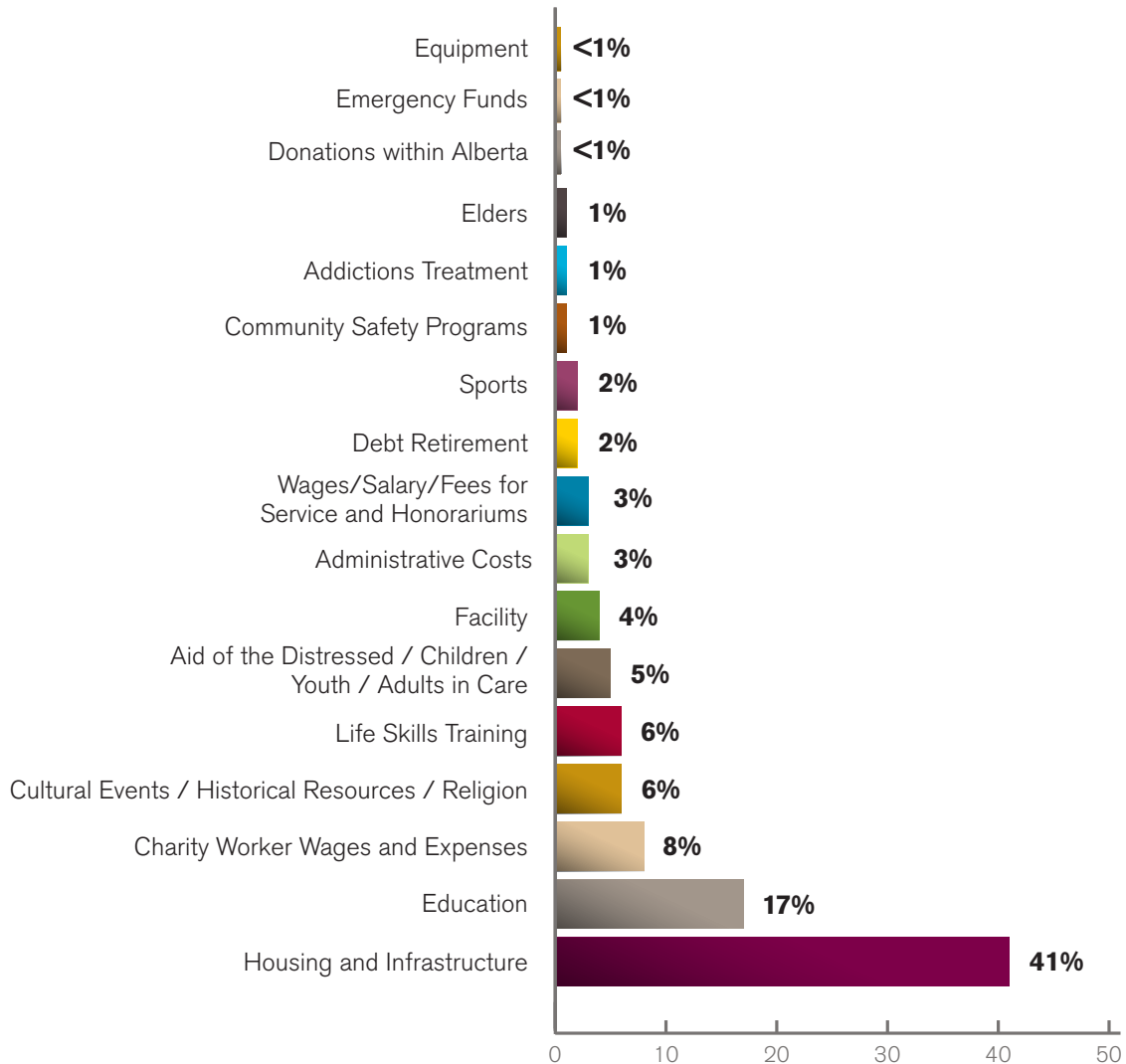
Since Host First Nation licensed charities report on their use of proceeds on an ongoing basis, complete data for 2010-11 is not yet available. Data for 2010-11 will be reported on in the 2011-12 Charitable Gaming in Review report. Data for the use of proceeds by all other charities appears on page 16 of this report.

## Uses of First Nation Casino Proceeds Summary

(\$ thousands)	2009-10	2008-09	2007-08
Housing and Infrastructure	\$ 21,539	\$ 21,056	\$ 7,489
Education	8,579	2,932	1,099
Charity Worker Wages and Expenses	3,867	3,802	1,492
Cultural Events/Historical Resources/Religion	3,128	1,643	422
Life Skills Training	3,111	2,463	1,052
Aid of the Distressed/Children/Youth/Adults in Care	2,453	939	320
Facility	1,896	6,236	6,343
Administrative Costs	1,756	1,814	829
Wages, Salaries, Fees for Service and Honorariums	1,686	3,135	1,167
Debt Retirement	959	4,088	3,519
Sports	847	168	62
Community Safety Programs	524	1,449	394
Addictions Treatment	423	1,233	351
Elders	270	–	5
Donations Within Alberta	5	49	21
Emergency Funds	–	333	278
Equipment	–	–	20
<b>Total</b>	<b>\$ 51,043</b>	<b>\$ 51,340</b>	<b>\$ 24,863</b>

### Figure 3: First Nations Percent Use of Proceeds for 2009-10

Figure 3 represents the use of proceeds by First Nation charities for the 2009-10 year as charities report their use of proceeds on an ongoing basis and complete data for 2010-11 is not yet available. 2010-11 use of proceeds data will be reported in the 2011-12 Charitable Gaming in Review report.



# Gaming Licences in Effect and Associated Proceeds

## Licences in Effect and Sales

A summary of the number of licences in effect to hold events and the proceeds to charities from charitable gaming activities is:

### 2010-11<sup>1</sup>

(\$ thousands)	Charity Licences <sup>2</sup>	Total Gross	Prizes/ Winnings	% of Gross	Expenses	% of Gross	Electronic Proceeds <sup>3</sup>	Keno Proceeds <sup>4</sup>	Proceeds to Charity
Bingos	1,400	\$ 128,104	\$ 84,188	65.7	\$ 40,216	31.4	\$ 7,594	\$ 343	\$ 11,637
Casinos	3,446	971,780	785,313	80.8	119,222	12.3	163,306	21	230,572
Pull-Tickets	422	76,353	53,015	69.4	5,433	7.1	–	–	17,905
Raffles	6,633	131,668	60,139	45.7	32,102	24.4	–	–	39,427
<b>Total</b>	<b>11,901</b>	<b>\$ 1,307,905</b>	<b>\$ 982,655</b>	<b>75.1</b>	<b>\$ 196,973</b>	<b>15.1</b>	<b>\$ 170,900</b>	<b>\$ 364</b>	<b>\$ 299,541</b>

### 2009-10<sup>1</sup>

(\$ thousands)	Charity Licences <sup>2</sup>	Total Gross	Prizes/ Winnings	% of Gross	Expenses <sup>5</sup>	% of Gross <sup>5</sup>	Electronic Proceeds <sup>3</sup>	Keno Proceeds <sup>4</sup>	Proceeds to Charity <sup>5</sup>
Bingos	1,514	\$ 139,845	\$ 92,428	66.1	\$ 42,516	30.4	\$ 7,086	\$ 410	\$ 12,397
Casinos	3,447	1,013,636	818,486	80.7	125,248	12.4	164,632	18	234,552
Pull-Tickets	437	75,808	52,855	69.7	5,783	7.6	–	–	17,170
Raffles	5,908	170,137	72,378	42.5	40,089	23.6	–	–	57,670
<b>Total</b>	<b>11,306</b>	<b>\$ 1,399,426</b>	<b>\$ 1,036,147</b>	<b>74.0</b>	<b>\$ 213,636</b>	<b>15.3</b>	<b>\$ 171,718</b>	<b>\$ 428</b>	<b>\$ 321,789</b>

1. For information on the data contained in charitable gaming revenue and to charities, please see page 5.
2. Bingo and pull-ticket licences are generally in effect for two years. Licences for casinos and raffles are generally for a single event.
3. Electronic proceeds represent commissions paid to charities and proceeds from electronic bingo distributed through the Alberta Lottery Fund.
4. Keno proceeds include commissions to charities and proceeds distributed through the Alberta Lottery Fund.
5. Recalculated and restated to accurately reflect the bingo reporting classification change on 2008-09. See page 26 for additional information.

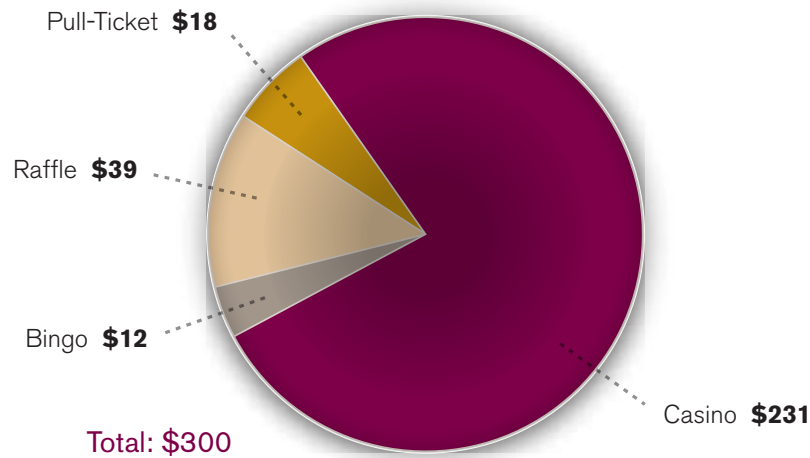
**2008-09<sup>1</sup>**

(\$ thousands)	Charity Licences <sup>2</sup>	Total Gross	Prizes/Winnings	% of Gross	Expenses <sup>5</sup>	% of Gross <sup>5</sup>	Electronic Proceeds <sup>3</sup>	Keno Proceeds <sup>4</sup>	Proceeds to Charity <sup>5</sup>
Bingos	1,774	\$ 156,433	\$ 102,091	65.3	\$ 47,965	30.6	\$ 6,710	\$ 424	\$ 13,511
Casinos	3,426	1,106,434	896,252	81.0	132,345	12.0	174,536	19	252,392
Pull-Tickets	457	67,390	47,368	70.3	5,209	7.7	–	–	14,813
Raffles	5,617	132,475	52,197	39.4	27,398	20.7	–	–	52,880
<b>Total</b>	<b>11,274</b>	<b>\$ 1,462,732</b>	<b>\$ 1,097,908</b>	<b>75.1</b>	<b>\$ 212,917</b>	<b>14.5</b>	<b>\$ 181,246</b>	<b>\$ 443</b>	<b>\$ 333,596</b>

1. For information on the data contained in charitable gaming revenue and to charities, please see page 5.
2. Bingo and pull-ticket licences are generally in effect for two years. Licences for casinos and raffles are generally for a single event.
3. Electronic proceeds represent commissions paid to charities and proceeds from electronic bingo distributed through the Alberta Lottery Fund.
4. Keno proceeds include commissions to charities and proceeds distributed through the Alberta Lottery Fund.
5. Recalculated and restated to accurately reflect the bingo reporting classification change on 2008-09. See page 26 for additional information.

**Figure 4: 2010-11 Proceeds by Gaming Stream**

(\$ millions)





## Proceeds by Major Centre

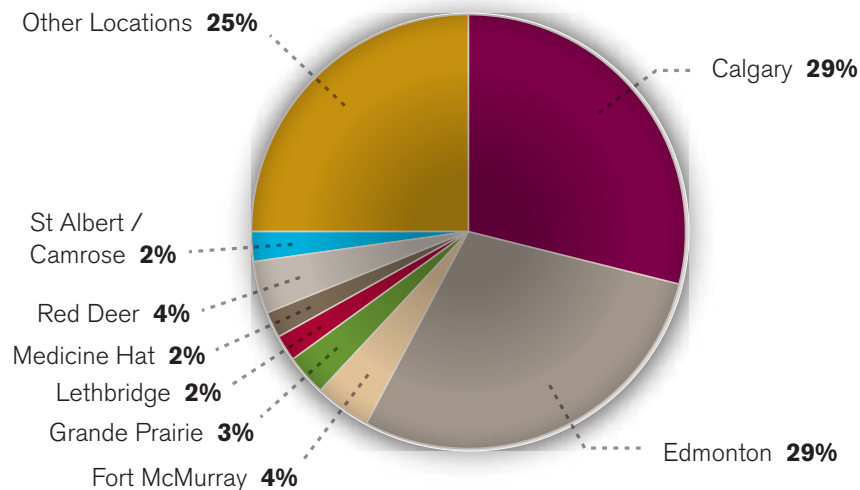
A summary of licences and events, as well as net proceeds to charities, by major centre for 2010-11 is:

### 2010-11<sup>1</sup>

(\$ thousands)	Charity Licences <sup>2</sup>	Total Gross	Prizes/ Winnings	Expenses	Electronic Proceeds <sup>3</sup>	Keno Proceeds <sup>4</sup>	Proceeds to Charity
Calgary	2,270	\$ 453,802	\$ 348,216	\$ 63,767	\$ 43,970	\$ 158	\$ 85,947
Edmonton	2,514	425,819	323,889	61,864	46,773	80	86,919
Fort McMurray	317	28,022	22,079	3,866	9,068	1	11,146
Grande Prairie	470	28,178	20,412	5,879	6,085	–	7,972
Lethbridge	365	22,788	16,280	4,653	5,753	16	7,624
Medicine Hat	391	14,800	10,245	2,931	3,850	–	5,474
Red Deer	626	38,307	26,742	8,729	8,789	23	11,648
St. Albert/ Camrose	532	22,818	17,678	4,509	6,681	4	7,316
Other Locations <sup>5</sup>	4,416	273,371	197,114	40,775	39,931	82	75,495
<b>Total</b>	<b>11,901</b>	<b>\$ 1,307,905</b>	<b>\$ 982,655</b>	<b>\$ 196,973</b>	<b>\$ 170,900</b>	<b>\$ 364</b>	<b>\$ 299,541</b>

1. For information on the data contained in charitable gaming revenue and to charities, please see page 5.
2. Bingo and pull-ticket licences are generally in effect for two years. Licences for casinos and raffles are generally for a single event.
3. Electronic proceeds represent commissions paid to charities and proceeds from electronic bingo distributed through the Alberta Lottery Fund.
4. Keno proceeds include commissions to charities and proceeds distributed through the Alberta Lottery Fund. Includes traditional and First Nations gaming.
5. Includes traditional and First Nations gaming.

Figure 5: 2010-11 Proceeds by Major Centre



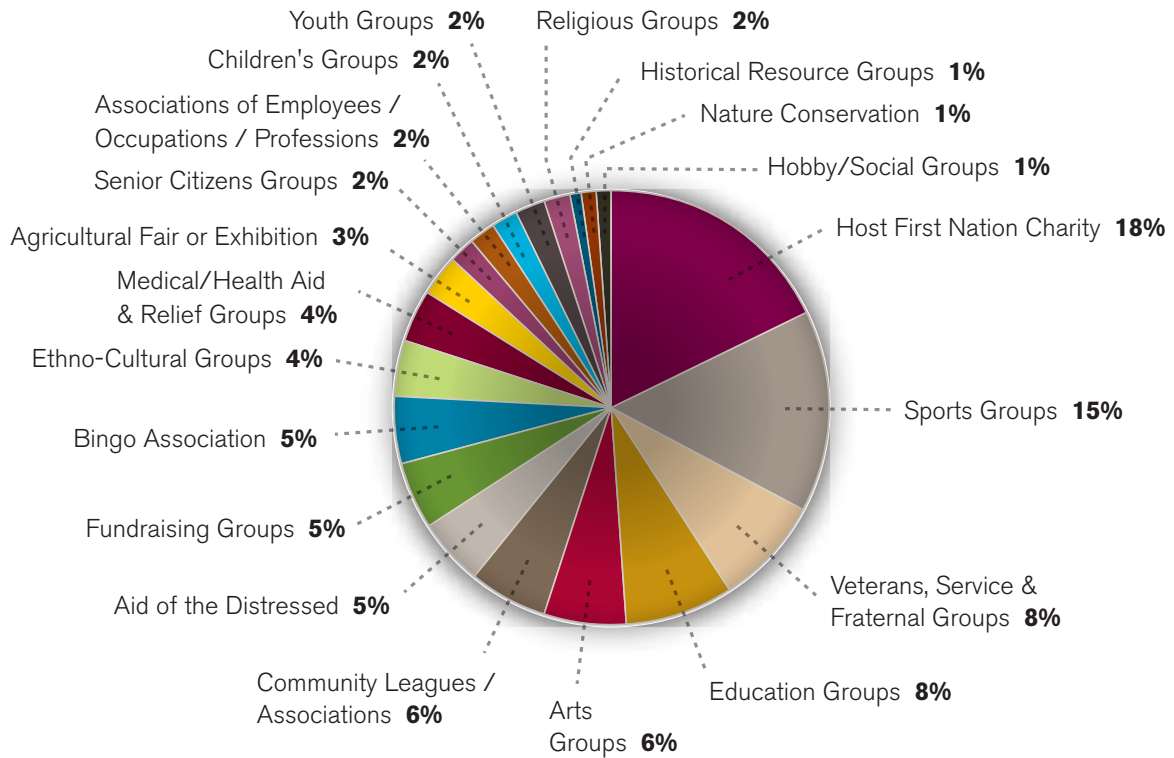
## Proceeds by Licence Category

(\$ millions) Categories of Charitable Groups	Proceeds earned in 2010-11	Proceeds earned in 2009-10 <sup>1</sup>	Proceeds earned in 2008-09 <sup>1</sup>
<b>Host First Nation Licensed Charities</b> Proceeds earned by Host First Nation Licensed Charities at First Nation Casino events. Used to support First Nation charitable objectives and purposes to help improve economic and social conditions within First Nations communities	\$ 55	\$ 54	\$ 53
<b>Sports Groups</b> Competitive amateur sports such as minor hockey and swimming	46	48	50
<b>Veterans, Service &amp; Fraternal Groups</b> Veteran, fraternal, service and other organizations established by a statute or international/national charter	25	26	30
<b>Education Groups</b> Purchase of special learning or athletic equipment	24	30	34
<b>Arts Groups</b> Performing, visual and literary arts, including art galleries, dance, choral, theatre, marching and school bands	19	17	19
<b>Community Leagues/Associations</b> Groups incorporated as community leagues or associations	17	16	19
<b>Aid of the Distressed</b> Groups addressing specific social issues by providing a social service or education program	15	15	17
<b>Fundraising Groups</b> Groups such as foundations and 'friends' of groups formed to support charitable work	14	35	27
<b>Member groups of bingo associations/Societies</b> Licences for pull-tickets sold in licensed bingo facilities are issued in the name of the bingo association or bingo society. The proceeds are pooled monthly among the member groups of the bingo association/society who are required to use their proceeds on charitable and religious purposes	14	10	10
<b>Ethno-Cultural Groups</b> Offering educational or cultural programs/activities to preserve or enhance heritage, traditions and culture	13	16	15
<b>Medical/Health Aid &amp; Relief Groups</b> Groups helping those with a specific physical or mental disorder	11	11	14
<b>Agricultural Fair or Exhibition</b> Annual fairs, exhibitions, rodeo or chuckwagon events registered under the <i>Alberta Societies Act</i> or <i>Agricultural Societies Act</i>	8	9	10
<b>Senior Citizens Groups</b> Organizations with majority membership of 60 years of age and older	6	6	6
<b>Associations of Employees/Occupations/Professions</b> Groups with a primary purpose to provide charitable programs or services that benefit the community	6	4	3
<b>Children's Groups</b> Groups addressing specific issues of social concern related to children	6	6	7
<b>Youth Groups</b> Organizations providing programming for young people	5	4	3

(\$ millions) Categories of Charitable Groups	Proceeds earned in 2010-11	Proceeds earned in 2009-10 <sup>1</sup>	Proceeds earned in 2008-09 <sup>1</sup>
<b>Religious Groups</b> Churches, parishes, temples, synagogues, and auxiliary groups supporting religious activities	\$ 5	\$ 4	\$ 5
<b>Historical Resource Groups</b> Activities that provide the public with access to historical resources	4	4	5
<b>Nature Conservation</b> Promoting nature conservation through educational programs or the operation of public facilities	4	5	3
<b>Hobby/Social Groups</b> Education and information programs for members of the public	3	2	4

1. Recalculated and restated to accurately reflect the bingo reporting classification change on 2008-09. See page 26 for additional information.

**Figure 5: 2010-11 Proceeds by Licence Category**



# Bingo

## Highlights

In 2010-11, 25,360 bingo events generated gross revenues of \$128.1 million across the province. Of this amount, \$84.2 million was returned to bingo players as prizes and \$40.2 million was spent by charities for event expenses, leaving net proceeds of \$3.7 million. Charities received an additional \$7.9 million from electronic bingo and Keno proceeds, for a combined total of \$11.6 million. Approximately 69 per cent of bingo proceeds in Alberta were generated in licensed bingo facilities (28 association bingo halls and one private operator bingo hall).

## Overview

In Alberta, bingo may be conducted in an association, private operator or community bingo facility.

### Association Bingo Facility (Class A Licence)

This category is for a facility licence to an association made up of member charities that are eligible for a bingo licence. The facility operates at least four days a week. The association coordinates bingos for its members. Licensed charities in bingo association halls may be approved to sell pull-tickets or offer electronic bingo or Keno. Electronic bingo allows players to play their bingo game electronically. Keno is a provincial lottery ticket product with draws held every five minutes. Minors are not allowed in halls offering electronic bingo or Keno.

The licensed charities provide volunteers for key financial positions during the bingo, including bingo chairperson, paymaster, bonanza controller and special games controller. The following are usually paid positions at association halls: caller, hall advisor, cashier, hall manager, pull-ticket manager and bookkeeper.

Bingo associations pool bingo and Keno proceeds monthly and allocate the proceeds among member charities according to the number of events per charity. Each association, through a pool agreement signed by all members, may decide to establish one pool for

all events or separate pools for morning, afternoon, evening and late night events. Proceeds from pull ticket sales are pooled quarterly. There were 28 bingo association halls in the province as of March 31, 2011. Groups interested in joining a bingo association should contact the AGLC to be placed on a central registry waiting list for their region. Bingo associations seeking new members should contact the AGLC for names of interested charities.

### Private Operator Bingo Facility (Class B Licence)

In a private operator bingo facility, the private operator, under contract with the charities of a bingo society, supplies the space and services that enable charities to conduct their licensed bingo events. In keeping with Alberta's charitable gaming model, bingo events held in a Class B facility must be conducted and managed by licensed charities. Like licensed charities in an association bingo hall, licensed charities conducting bingo events in a private operator hall may be approved to sell pull-tickets or offer electronic bingo or Keno. Minors are not allowed in halls offering electronic bingo or Keno.

The licensed charities provide volunteers for key financial positions during the bingo, including bingo chairperson, paymaster, bonanza controller and special games controller. The following are usually paid positions of the Class B Operator: games manager, caller, cashier, hall manager, and pull-ticket manager. Additionally, the licensed charity employs an Independent Hall Advisor to assist with the conduct of the bingo event.

Bingo societies pool bingo and Keno proceeds monthly and allocate the proceeds among member charities according to the number of events per charity. Each society, through a pool agreement signed by all members, must establish one pool for all events. There was one private operator bingo hall in the province as of March 31, 2011. Groups interested in joining a bingo society should contact the AGLC to be placed on a central registry waiting list for their region. Bingo societies seeking new members should contact the AGLC for names of interested charities.

## Community Bingo Hall

This category includes bingos held three times per week or less at a small community hall, seniors' centre or church hall. Unlike association bingo, bingos conducted in a community hall are generally conducted by a single charity, so the charity receives all the proceeds from the event. Key positions filled by volunteers include bingo chairperson, bonanza and special games controller, and paymaster. Community bingo licensees may pay a caller and a cashier. There were 241 community bingo licensees in 2010-11.

## Bingo Proceeds Restatement for 2008-09 and 2009-10

Prior to 2008-09, publications of the Charitable Gaming in Review (CGIR) classified bingo information as Regular, Satellite or DIGI. Beginning in 2008-09, bingo proceeds were reclassified as either from *licensed bingo facilities* (bingo associations and private operators) or *community bingo facilities*. To accommodate this change, the "Electronic Proceeds" stated for bingo throughout this report includes both the electronic bingo commissions to charities and proceeds distributed through the Alberta Lottery Fund, and not the proceeds distributed through the Alberta Lottery Fund alone.

As the 2008-09 and 2009-10 publications of the CGIR overstated the amount of the DIGI charity commission, this publication restates those numbers to reflect the change in classification.

## Bingo Proceeds Summary

### 2010-11<sup>1</sup>

(\$ thousands)	Charity Licences	Events	Total Gross	Prizes/ Winnings	% of Gross	Expenses <sup>2</sup>	% of Gross	Electronic Proceeds <sup>3</sup>	Keno Proceeds <sup>4</sup>	Proceeds to Charity
<b>LICENSED BINGO FACILITIES</b>										
Calgary	124	2,506	\$ 17,643	\$ 11,459	64.9	\$ 7,281	41.3	\$ 1,755	\$ 152	\$ 810
Edmonton	302	5,389	37,575	24,648	65.6	12,881	34.3	2,797	74	2,917
All Other Locations	733	10,433	59,262	38,707	65.3	19,411	32.8	3,042	117	4,303
<b>Total</b>	<b>1,159</b>	<b>18,328</b>	<b>\$ 114,480</b>	<b>\$ 74,814</b>	<b>65.4</b>	<b>\$ 39,573</b>	<b>34.6</b>	<b>\$ 7,594</b>	<b>\$ 343</b>	<b>\$ 8,030</b>
<b>COMMUNITY BINGO FACILITIES</b>										
Calgary	14	843	\$ 2,282	\$ 1,675	73.4	\$ 182	8.0	-	-	\$ 425
Edmonton	2	98	1,390	762	54.8	-8	-0.6	-	-	636
All Other Locations	225	6,091	9,952	6,937	69.7	469	4.7	-	-	2,546
<b>Total</b>	<b>241</b>	<b>7,032</b>	<b>13,624</b>	<b>9,374</b>	<b>68.8</b>	<b>643</b>	<b>4.7</b>	<b>-</b>	<b>-</b>	<b>3,607</b>
<b>Total All Facilities</b>	<b>1,400</b>	<b>25,360</b>	<b>\$ 128,104</b>	<b>\$ 84,188</b>	<b>65.7</b>	<b>\$ 40,216</b>	<b>31.4</b>	<b>\$ 7,594</b>	<b>\$ 343</b>	<b>\$ 11,637</b>

1. Proceeds for 2010-11 include 2010-11 actual results from licensed bingo facilities and accrued results for community bingo licensees based on 2009-10. See page 5 for additional information.
2. The expenses figure includes net sales (sales less prizes) from electronic bingo. After program expenses are paid, these funds are returned to charities as indicated in the electronic proceeds and total proceeds columns.
3. Electronic proceeds include electronic bingo commissions to charities and proceeds distributed through the Alberta Lottery Fund from electronic bingo available at licensed bingo facilities only.
4. Keno proceeds include commissions to charities and proceeds distributed through the Alberta Lottery Fund. Keno is not available at community bingo facilities.

**2009-10<sup>1</sup>**

(\$ thousands)	Charity Licences	Events	Total Gross	Prizes/ Winnings	% of Gross	<sup>2</sup> Expenses <sup>5</sup>	% of Gross <sup>5</sup>	Electronic Proceeds <sup>3</sup>	Keno Proceeds <sup>4</sup>	Proceeds to Charity <sup>5</sup>
<b>LICENSED BINGO FACILITIES</b>										
Calgary	120	2,532	\$ 18,586	\$ 11,841	63.7	\$ 7,247	39.0	\$ 1,735	\$ 157	\$ 1,390
Edmonton	319	5,790	39,468	26,398	66.9	13,090	33.2	2,236	90	2,396
All Other Locations	793	10,936	68,634	45,250	65.9	21,077	30.7	3,025	163	5,495
<b>Total</b>	<b>1,232</b>	<b>19,258</b>	<b>\$ 126,688</b>	<b>\$ 83,489</b>	<b>65.9</b>	<b>\$ 41,414</b>	<b>32.7</b>	<b>\$ 7,086</b>	<b>\$ 410</b>	<b>\$ 9,281</b>
<b>COMMUNITY BINGO FACILITIES</b>										
Calgary	17	864	\$ 2,237	\$ 1,572	70.3	\$ 220	9.8	–	–	\$ 445
Edmonton	1	1	18	11	61.1	4	22.2	–	–	3
All Other Locations	264	6,635	10,902	7,356	67.5	878	8.1	–	–	2,668
<b>Total</b>	<b>282</b>	<b>7,500</b>	<b>\$ 13,157</b>	<b>\$ 8,939</b>	<b>67.9</b>	<b>\$ 1,102</b>	<b>8.4</b>	<b>–</b>	<b>–</b>	<b>\$ 3,116</b>
<b>Total All Facilities</b>	<b>1,514</b>	<b>26,758</b>	<b>\$ 139,845</b>	<b>\$ 92,428</b>	<b>66.1</b>	<b>\$ 42,516</b>	<b>29.3</b>	<b>\$ 7,086</b>	<b>\$ 410</b>	<b>\$ 12,397</b>

**2008-09<sup>1</sup>**

(\$ thousands)	Charity Licences	Events	Total Gross	Prizes/ Winnings	% of Gross	<sup>2</sup> Expenses <sup>5</sup>	% of Gross <sup>5</sup>	Electronic Proceeds <sup>3</sup>	Keno Proceeds <sup>4</sup>	Proceeds to Charity <sup>5</sup>
<b>LICENSED BINGO FACILITIES</b>										
Calgary	167	3,588	\$ 23,621	\$ 14,859	62.9	\$ 9,240	39.1	\$ 1,664	\$ 136	\$ 1,342
Edmonton	381	6,520	44,906	23,034	64.7	14,701	32.7	2,188	87	3,446
All Other Locations	965	11,841	78,602	51,672	65.7	23,256	29.6	2,838	201	6,713
<b>Total</b>	<b>1,513</b>	<b>21,949</b>	<b>\$ 147,129</b>	<b>\$ 95,565</b>	<b>65.0</b>	<b>\$ 47,197</b>	<b>32.1</b>	<b>\$ 6,710</b>	<b>\$ 424</b>	<b>\$ 11,501</b>
<b>COMMUNITY BINGO FACILITIES</b>										
Calgary	17	891	\$ 1,473	\$ 983	66.7	\$ 127	8.6	–	–	\$ 363
Edmonton	4	16	46	29	63.0	11	23.9	–	–	6
All Other Locations	240	6,428	7,785	5,514	70.8	630	8.1	–	–	1,641
<b>Total</b>	<b>261</b>	<b>7,335</b>	<b>\$ 9,304</b>	<b>\$ 6,526</b>	<b>70.1</b>	<b>\$ 768</b>	<b>8.3</b>	<b>–</b>	<b>–</b>	<b>\$ 2,010</b>
<b>Total All Facilities</b>	<b>1,774</b>	<b>29,284</b>	<b>\$ 156,433</b>	<b>\$ 102,091</b>	<b>65.3</b>	<b>\$ 47,965</b>	<b>30.7</b>	<b>\$ 6,710</b>	<b>\$ 424</b>	<b>\$ 13,511</b>

1. Proceeds for 2008-09 include 2008-09 actual results from licensed bingo facilities and accrued results for community bingo licensees based on 2007-08. See page 5 for additional information.

2. The expenses figure includes net sales (sales less prizes) from electronic bingo. After program expenses are paid, these funds are returned to charities as indicated in the electronic proceeds and total proceeds columns.

3. Electronic proceeds include electronic bingo commissions to charities and proceeds distributed through the Alberta Lottery Fund from electronic bingo available at licensed bingo facilities only.

4. Keno proceeds include commissions to charities and proceeds distributed through the Alberta Lottery Fund. Keno is not available at community bingo facilities.

5. Recalculated and restated to accurately reflect the bingo reporting classification change in 2008-09. See page 26 for additional information.



# Casino

## Highlights

In 2010-11, casino table games in Alberta generated gross revenues of \$971.8 million and returned \$785.3 million in prizes to players. Charities paid \$119.2 million in event expenses to casino facility operators, advisors, trustees and others for their services related to table games. Charities received \$67.3 million from casino table gaming. An additional \$163.3 million from slot machines and Keno was provided to charities, for a total of \$230.6 million.

## Overview

In Alberta, casino gaming is conducted in traditional casinos and First Nation casinos and includes table games and slot machines. Casino facilities in Alberta are licensed by the AGLC. As of March 31, 2011, there were 24 permanent casino facilities consisting of 19 traditional casinos and 5 First Nation casinos.

### Traditional Casinos

In traditional casinos, the casino operator provides the facility, gaming expertise and gaming materials (cards, tables, chips, etc.) for the event. Charities require a licence from the AGLC to conduct the casino event. Generally, a casino event hosted by a charity runs for two days.

The charity provides volunteers for key financial positions during the event and earns proceeds from the table games. The volunteer positions are: general manager, banker, cashier, count room supervisor, chip runner and count room staff (counter, sorters, amalgamator). The casino facility provides a casino games manager who is directly responsible to the charity's general manager. The casino games manager supervises the games area in the casino and ensures that activities follow the Casino Terms and Conditions & Operating Guidelines. Licensed charities also hire independent casino advisors to help them with their event. Net proceeds (sales less prizes and event expenses) from table games are pooled and distributed to the participating charities quarterly. Volunteers have no direct role in the operation of slot machines during the casino.

The *Criminal Code* (Canada) requires a provincial authority, i.e., the AGLC, to manage electronic gaming devices. Charities receive a 15 per cent commission on net sales from slot machines during their casino events. The facility operator also earns a 15 per cent commission and the remaining 70 per cent is transferred to the Alberta Lottery Fund after AGLC's operating costs are deducted. Charities receive a five per cent commission on gross sales from Keno. The facility operator also earns a five per cent commission on gross sales from Keno and a two per cent commission on redemptions. The remainder is transferred to the Alberta Lottery Fund after AGLC operating costs and prize liabilities are deducted. For more information about the Alberta Lottery Fund, see [albertalotteryfund.ca](http://albertalotteryfund.ca).

Charities are required to hold casino events in a facility within their designated region in the province. For example, only licensed charities in Edmonton and Calgary and charities that operate province-wide may hold casinos in those cities. A charity in a rural area may conduct events at the nearest regional casino facility. The only exception is the Century Casino in Calgary, which serves charities in nearby rural communities. All proceeds from charitable casino events, including slot machine net proceeds, are pooled quarterly by region and divided among the charities involved during the time period.

### First Nation Casinos

The Host First Nation (HFN) is the casino facility operator and provides the facility, gaming expertise and gaming materials (cards, tables, chips, etc.) for the event. The HFN licensed charity also requires a licence from the AGLC to conduct the casino event. Generally, HFN licensed charities are issued a licence for 364 one-day casino events. The HFN and the HFN licensed charity are two separate and distinct organizations. Proceeds from First Nation casinos support charitable and religious purposes in the HFN community. HFN licensed charities may provide proceeds to sub-charities, if the sub-charity's proposed use of proceeds comply with the policies set out in the Host First Nation Charitable Casino Policies Handbook.



The HFN licensed charity receives the net proceeds (sales less prizes and event expenses) from table games. Charity workers have no direct role in the operation of slot machines during the casino. The *Criminal Code* (Canada) requires a provincial authority, i.e., the AGLC, to manage electronic gaming devices. The HFN licensed charity receives a 15 per cent commission on net sales from slot machines during its events. The HFN (casino facility operator) also earns a 15 per cent commission. The remaining

70 per cent is transferred to the Alberta Lottery Fund after the AGLC's operating costs are deducted. The HFN licensed charity receives a five per cent commission on gross sales from Keno. The HFN (casino facility operator) also earns a five per cent commission on gross sales from Keno and a two per cent commission on redemptions. The remainder is transferred to the Alberta Lottery Fund after AGLC operating costs and prize liabilities are deducted. For more information about the Alberta Lottery Fund, see [albertalotteryfund.ca](http://albertalotteryfund.ca).

## Casino Proceeds Summary

### 2010-11<sup>1</sup>

(\$ thousands)	Charity Licences	Total Gross <sup>1</sup>	Prizes/Winnings	% of Gross	Expenses	% of Gross	Electronic Proceeds <sup>2</sup>	Keno Proceeds <sup>2</sup>	Proceeds to Charity
<b>TRADITIONAL CASINOS</b>									
Calgary	1,087	\$ 378,432	\$ 307,012	81.1	\$ 44,173	11.7	\$ 42,215	\$ 6	\$ 69,468
Edmonton	910	319,730	263,290	82.3	34,363	10.7	43,976	6	66,059
All Other Locations	1,444	94,627	75,635	79.9	16,510	17.4	38,199	4	40,685
<b>Total</b>	<b>3,441</b>	<b>\$ 792,789</b>	<b>\$ 645,937</b>	<b>81.5</b>	<b>\$ 95,046</b>	<b>12.0</b>	<b>\$ 124,390</b>	<b>\$ 16</b>	<b>\$ 176,212</b>
<b>FIRST NATION CASINOS</b>									
All Locations	5	178,991	139,376	77.9	24,176	13.5	38,916	5	54,360
<b>Total All Facilities</b>	<b>3,446</b>	<b>\$ 971,780</b>	<b>\$ 785,313</b>	<b>80.8</b>	<b>\$ 119,222</b>	<b>12.3</b>	<b>\$ 163,306</b>	<b>\$ 21</b>	<b>\$ 230,572</b>

1. Includes the total amount wagered on table games including the total poker rake from poker games (Maximum of \$5 per hand) and tournaments (10 per cent). The operator's fee from the poker rake is included under the expense column.
2. Electronic proceeds and Keno are the commissions paid to charities from electronic gaming.

**2009-10<sup>1</sup>**

(\$ thousands)	Charity Licences	Total Gross <sup>1</sup>	Prizes/ Winnings	% of Gross	Expenses	% of Gross	Electronic Proceeds <sup>2</sup>	Keno Proceeds <sup>2</sup>	Proceeds to Charity
<b>TRADITIONAL CASINOS</b>									
Calgary	1,088	\$ 405,089	\$ 326,946	80.7	\$ 47,911	11.8	\$ 42,082	\$ 6	\$ 72,320
Edmonton	910	329,335	272,026	82.6	34,824	10.6	44,815	3	67,303
All Other Locations	1,444	97,428	76,568	78.6	17,854	18.3	38,147	3	41,156
<b>Total</b>	<b>3,442</b>	<b>\$ 831,852</b>	<b>\$ 675,540</b>	<b>81.2</b>	<b>\$ 100,589</b>	<b>12.1</b>	<b>\$ 125,044</b>	<b>\$ 12</b>	<b>\$ 180,779</b>

**FIRST NATION CASINOS**

All Locations	5	\$ 181,784	\$ 142,946	78.6	\$ 24,659	13.6	\$ 39,588	\$ 6	\$ 53,773
<b>Total All Facilities</b>	<b>3,477</b>	<b>\$ 1,013,636</b>	<b>\$ 818,486</b>	<b>80.7</b>	<b>\$ 125,248</b>	<b>12.4</b>	<b>\$ 164,632</b>	<b>\$ 18</b>	<b>\$ 234,552</b>

1. Includes the total amount wagered on table games including the total poker rake from poker games (Maximum of \$5 per hand) and tournaments (10 per cent). The operator's fee from the poker rake is included under the expense column.
2. Electronic proceeds and Keno are the commissions paid to charities from electronic gaming.

**2008-09<sup>1</sup>**

(\$ thousands)	Charity Licences	Total Gross <sup>1</sup>	Prizes/ Winnings	% of Gross	Expenses	% of Gross	Electronic Proceeds <sup>2</sup>	Keno Proceeds <sup>2</sup>	Proceeds to Charity
<b>TRADITIONAL CASINOS</b>									
Calgary	1,079	\$ 446,096	\$ 361,909	81.1	\$ 50,837	11.4	\$ 46,351	\$ 5	\$ 79,706
Edmonton	905	369,722	305,474	82.6	38,487	10.4	47,760	4	73,525
All Other Locations	1,437	109,532	87,079	79.5	18,890	17.2	42,222	6	45,791
<b>Total</b>	<b>3,421</b>	<b>\$ 925,350</b>	<b>\$ 754,462</b>	<b>81.5</b>	<b>\$ 108,214</b>	<b>11.7</b>	<b>\$ 136,333</b>	<b>\$ 15</b>	<b>\$ 199,022</b>

**FIRST NATION CASINOS**

All Locations	5	\$181,084	\$ 141,790	78.3	\$ 24,131	13.3	\$ 38,203	\$ 4	53,370
<b>Total All Facilities</b>	<b>3,426</b>	<b>\$ 1,106,434</b>	<b>\$ 896,252</b>	<b>81.0</b>	<b>\$ 132,345</b>	<b>12.0</b>	<b>\$ 174,536</b>	<b>\$ 19</b>	<b>\$ 252,392</b>

1. Includes the total amount wagered on table games including the total poker rake from poker games (Maximum of \$5 per hand) and tournaments (10 per cent). The operator's fee from the poker rake is included under the expense column.
2. Electronic proceeds and Keno are the commissions paid to charities from electronic gaming.

# Pull-Tickets

## Highlights

Gross sales from pull-tickets generated \$76.3 million in 2010-11 and returned \$53.0 million in prizes to players. Charities paid \$5.4 million in related expenses and earned \$17.9 million in proceeds.

## Overview

Pull-tickets – also called Nevada or break-open tickets – are an instant-win ticket. They have sealed windows or pull-tabs that open to reveal symbols, letters or numbers that correspond with a specific prize.

Generally, groups licensed to sell pull-tickets must sell them from the premises where they provide services to the community in order to ensure that the charity carefully controls sales and protects ticket security. Because of this requirement, usually veteran, fraternal, sport and community associations are eligible to sell pull-tickets.

The AGLC also allows charities to sell pull-tickets from their program kiosks at shopping malls. Charities conducting events at licensed bingo halls can also sell pull-tickets during their licensed bingo events. In this case, the proceeds are pooled monthly and allocated among the charities conducting bingo events during the period. The charity must arrange to buy its pull-tickets from a supplier registered with the AGLC. Tickets can only be sold by the charity and its volunteers.

## Pull-Ticket Proceeds Summary

### 2010-11<sup>1</sup>

(\$ thousands)	Charity Licences	Units Sold	Total Gross	Prizes/ Winnings	% of Gross	Expenses	% of Gross	Proceeds to Charity	% of Gross
<b>LICENSED BINGO FACILITIES</b>									
Calgary	4	17,094	\$ 11,644	\$ 7,974	68.5	\$ 979	8.4	\$ 2,691	23.1
Edmonton	7	33,115	18,180	12,329	67.8	1,391	7.7	4,460	24.5
All Other Locations	18	48,716	26,060	17,768	68.2	1,887	7.2	6,405	24.6
<b>Total</b>	<b>29</b>	<b>98,925</b>	<b>\$ 55,884</b>	<b>\$ 38,071</b>	<b>68.1</b>	<b>\$ 4,257</b>	<b>7.6</b>	<b>\$ 13,556</b>	<b>24.3</b>
<b>OTHER LOCATIONS</b>									
Calgary	35	3,188	\$ 4,235	\$ 3,171	74.9	\$ 221	5.2	\$ 843	19.9
Edmonton	23	603	1,097	794	72.4	49	4.5	254	23.1
All Other Locations	335	10,191	15,137	10,979	72.5	906	6.0	3,252	21.5
<b>Total</b>	<b>393</b>	<b>13,982</b>	<b>\$ 20,469</b>	<b>\$ 14,944</b>	<b>73.0</b>	<b>\$ 1,176</b>	<b>5.7</b>	<b>\$ 4,349</b>	<b>21.2</b>
<b>Total All Facilities</b>	<b>422</b>	<b>112,907</b>	<b>\$ 76,353</b>	<b>\$ 53,015</b>	<b>69.4</b>	<b>\$ 5,433</b>	<b>7.1</b>	<b>\$ 17,905</b>	<b>23.5</b>

1. Proceeds for 2010-11 include 2010-11 actual results for pull-tickets sold in licensed bingo facilities and accrued results based on 2009-10 for pull-tickets sold in all other locations. See page 5 for additional information.

**2009-10<sup>1</sup>**

(\$ thousands)	Charity Licences	Units Sold	Total Gross	Prizes/ Winnings	% of Gross	Expenses	% of Gross	Proceeds to Charity	% of Gross
<b>LICENSED BINGO FACILITIES</b>									
Calgary	4	18,396	\$ 11,219	\$ 7,630	68.0	\$ 1,059	9.4	\$ 2,530	22.6
Edmonton	8	32,536	16,258	11,060	68.0	1,427	8.8	3,771	23.2
All Other Locations	20	46,874	25,158	17,137	68.1	2,027	8.1	5,994	23.8
<b>Total</b>	<b>32</b>	<b>97,806</b>	<b>\$ 52,635</b>	<b>\$ 35,827</b>	<b>68.1</b>	<b>\$ 4,513</b>	<b>8.6</b>	<b>\$ 12,295</b>	<b>23.4</b>

**OTHER LOCATIONS**

Calgary	38	2,687	\$ 4,871	\$ 3,673	75.4	\$ 230	4.7	\$ 968	19.9
Edmonton	22	719	1,285	963	74.9	58	4.5	264	20.5
All Other Locations	345	10,596	17,017	12,392	72.8	982	5.8	3,643	21.4
<b>Total</b>	<b>405</b>	<b>14,002</b>	<b>\$ 23,173</b>	<b>\$ 17,028</b>	<b>73.5</b>	<b>\$ 1,270</b>	<b>5.5</b>	<b>\$ 4,875</b>	<b>21.0</b>
<b>Total All Facilities</b>	<b>737</b>	<b>111,808</b>	<b>\$ 75,808</b>	<b>\$ 52,855</b>	<b>69.7</b>	<b>\$ 5,783</b>	<b>7.6</b>	<b>\$ 17,170</b>	<b>22.6</b>

1. Proceeds for 2009-10 include 2009-10 actual results for pull-tickets sold in licensed bingo facilities and accrued results based on 2008-09 for pull-tickets sold in all other locations. See page 5 for additional information.

**2008-09<sup>1</sup>**

(\$ thousands)	Charity Licences	Units Sold	Total Gross	Prizes/ Winnings	% of Gross	Expenses	% of Gross	Proceeds to Charity	% of Gross
<b>LICENSED BINGO FACILITIES</b>									
Calgary	7	19,094	\$ 10,521	\$ 7,195	68.4	\$ 996	9.5	\$ 2,330	22.1
Edmonton	8	29,003	13,398	9,143	68.2	1,150	8.6	3,105	23.2
All Other Locations	24	38,193	19,859	13,540	68.2	1,729	8.7	4,590	23.1
<b>Total</b>	<b>39</b>	<b>86,290</b>	<b>\$ 43,778</b>	<b>\$ 29,878</b>	<b>68.2</b>	<b>\$ 3,875</b>	<b>8.9</b>	<b>\$ 10,025</b>	<b>22.9</b>
<b>OTHER LOCATIONS</b>									
Calgary	41	3,544	\$ 6,408	\$ 4,840	75.5	\$ 325	5.1	\$ 1,243	19.4
Edmonton	24	775	1,393	1,046	75.1	62	4.5	285	20.5
All Other Locations	354	10,019	15,811	11,604	73.4	947	6.0	3,260	20.6
<b>Total</b>	<b>419</b>	<b>14,338</b>	<b>\$ 23,612</b>	<b>\$ 17,490</b>	<b>74.1</b>	<b>\$ 1,334</b>	<b>5.6</b>	<b>\$ 4,788</b>	<b>20.3</b>
<b>Total All Facilities</b>	<b>458</b>	<b>100,628</b>	<b>\$ 67,390</b>	<b>\$ 47,368</b>	<b>70.3</b>	<b>\$ 5,209</b>	<b>7.7</b>	<b>\$ 14,813</b>	<b>22.0</b>

1. Proceeds for 2008-09 include 2008-09 actual results for pull-tickets sold in licensed bingo facilities and accrued results based on 2007-08 for pull-tickets sold in all other locations. See page 5 for additional information.

# Raffles

## Highlights

In 2010-11, raffles generated \$131.6 million in gross sales and returned \$60.1 million in prizes to players. Charities paid \$32.1 million in related expenses and earned \$39.4 million in proceeds from these raffles.

## Overview

A raffle is a lottery where prizes are awarded based on a random draw of tickets purchased by players. Prizes for raffles must be at least 20 per cent and expenses no more than 30 per cent of the total ticket value. Only approved expenses required to conduct the raffle may be deducted. Only licensed charitable

or religious groups can conduct raffles. Examples of raffles are: 50/50 draws, home lotteries, car and cash raffles, and sports raffles such as hockey pools.

There are two types of licences: one for raffles with a total ticket value greater than \$10,000, and one for raffles under \$10,000. Eligibility for both types of raffle licences is determined by the AGLC. The AGLC issues licences for raffles with the larger ticket value, while Alberta registry agents can issue licences for the smaller amounts. Eligible charitable and religious organizations can also apply for raffle licences under \$10,000 online using their AGLC Internet account. For more information on the AGLC internet account see page 6 of this report. Charities must be registered with the AGLC for both kinds of raffles.

## Raffle Proceeds Summary

### 2010-11<sup>1</sup>

(\$ thousands)	Charity Licences	Total Gross	Prizes/ Winnings	% of Gross	Expenses	% of Gross	Proceeds to Charity	% of Gross
<b>RAFFLES OVER \$10,000</b>								
Calgary	55	\$ 37,273	\$ 16,448	44.1	\$ 10,846	29.1	\$ 9,979	26.8
Edmonton	57	45,796	21,472	46.9	13,116	28.6	11,208	24.5
All Other Locations	180	35,130	18,077	51.5	7,624	21.7	9,429	26.8
<b>Total</b>	<b>292</b>	<b>\$ 118,199</b>	<b>\$ 55,997</b>	<b>47.4</b>	<b>\$ 31,586</b>	<b>26.7</b>	<b>\$ 30,616</b>	<b>25.9</b>
<b>RAFFLES UNDER \$10,000</b>								
Calgary	951	\$ 2,293	\$ 477	20.8	\$ 85	3.7	\$ 1,731	75.5
Edmonton	1,213	2,051	594	29.0	72	3.5	1,385	67.5
All Other Locations	4,177	9,125	3,071	33.7	359	3.9	5,695	62.4
<b>Total</b>	<b>6,341</b>	<b>13,469</b>	<b>4,142</b>	<b>30.8</b>	<b>516</b>	<b>3.8</b>	<b>8,811</b>	<b>65.4</b>
<b>Total All Facilities</b>	<b>6,633</b>	<b>\$ 131,668</b>	<b>\$ 60,139</b>	<b>45.7</b>	<b>\$ 32,102</b>	<b>24.4</b>	<b>\$ 39,427</b>	<b>29.9</b>

1. Proceeds for 2010-11 include 2010-11 actual results for raffles with gross sales under \$10,000 and accrued results based on 2009-10 for raffles with gross sales over \$10,000. See page 5 for additional information.

**2009-10<sup>1</sup>**

(\$ thousands)	Charity Licences	Total Gross	Prizes/Winnings	% of Gross	Expenses	% of Gross	Proceeds to Charity	% of Gross
<b>RAFFLES OVER \$10,000</b>								
Calgary	63	\$ 40,609	\$ 16,102	39.7	\$ 10,323	25.4	\$ 14,184	34.9
Edmonton	50	76,668	29,166	38.0	18,597	24.3	28,905	37.7
All Other Locations	189	40,453	23,218	57.4	10,674	26.4	6,561	16.2
<b>Total</b>	<b>302</b>	<b>\$ 157,730</b>	<b>\$ 68,486</b>	<b>43.4</b>	<b>\$ 39,594</b>	<b>25.1</b>	<b>\$ 49,650</b>	<b>31.5</b>
<b>RAFFLES UNDER \$10,000</b>								
Calgary	830	\$ 1,954	\$ 410	21.0	\$ 79	4.0	\$ 1,465	75.0
Edmonton	959	1,789	508	28.4	86	4.8	1,195	66.8
All Other Locations	3,817	8,664	2,974	34.3	330	3.8	5,360	61.9
<b>Total</b>	<b>5,606</b>	<b>\$ 12,407</b>	<b>\$ 3,892</b>	<b>31.4</b>	<b>\$ 495</b>	<b>4.0</b>	<b>\$ 8,020</b>	<b>64.6</b>
<b>Total All Facilities</b>	<b>5,908</b>	<b>\$ 170,137</b>	<b>\$ 72,378</b>	<b>42.5</b>	<b>\$ 40,089</b>	<b>23.6</b>	<b>\$ 57,670</b>	<b>33.9</b>

1. Proceeds for 2010-11 include 2010-11 actual results for raffles with gross sales under \$10,000 and accrued results based on 2009-10 for raffles with gross sales over \$10,000. See page 5 for additional information.

**2008-09<sup>1</sup>**

(\$ thousands)	Charity Licences	Total Gross	Prizes/Winnings	% of Gross	Expenses	% of Gross	Proceeds to Charity	% of Gross
<b>RAFFLES OVER \$10,000</b>								
Calgary	60	\$ 36,307	\$ 15,199	41.9	\$ 8,457	23.3	\$ 12,651	34.8
Edmonton	45	33,566	13,435	40.0	8,540	25.4	11,591	34.5
All Other Locations	188	50,275	19,805	39.4	9,956	19.8	20,514	40.8
<b>Total</b>	<b>293</b>	<b>\$ 120,148</b>	<b>\$ 48,439</b>	<b>40.3</b>	<b>\$ 26,953</b>	<b>22.4</b>	<b>\$ 44,756</b>	<b>37.3</b>
<b>RAFFLES UNDER \$10,000</b>								
Calgary	758	\$ 1,956	\$ 430	22.0	\$ 82	4.2	\$ 1,444	73.8
Edmonton	981	1,832	491	26.8	70	3.8	1,271	69.4
All Other Locations	3,585	8,539	2,837	33.2	293	3.4	5,409	69.4
<b>Total</b>	<b>5,324</b>	<b>\$ 12,327</b>	<b>\$ 3,758</b>	<b>30.5</b>	<b>\$ 445</b>	<b>3.6</b>	<b>\$ 8,124</b>	<b>63.3</b>
<b>Total All Facilities</b>	<b>5,617</b>	<b>\$ 132,475</b>	<b>\$ 52,197</b>	<b>39.4</b>	<b>\$ 27,398</b>	<b>20.7</b>	<b>\$ 52,880</b>	<b>39.9</b>

1. Proceeds for 2008-09 include 2008-09 actual results from raffle Financial Reports submitted via the AGLC website and accrued results for all other raffles based on 2007-08. See page 5 for additional information.

# Licence Fees

## Licence Fee per Type of Event

CATEGORY		ELIGIBLE
BINGO	At a licensed bingo facility	\$30 per event
	Not at a licensed bingo facility	
	Events with yearly sales of \$150,000 or less	No charge
	Events with yearly sales of over \$150,000	\$30 per event
CASINO	Not at fairs or exhibitions	\$15 per table per day (excludes poker)
	At fairs or exhibitions	\$35 per table per day (excludes poker)
PULL-TICKET		\$10 per set of sealed, boxed or bagged tickets
RAFFLE	Less than \$10,000	No charge <sup>1</sup>
	More than \$10,000 but less than \$100,000 total ticket value	\$150
	More than \$100,000 but less than \$1 million total ticket value	\$500
	\$1 million or more	\$1,000
	Authorizing lottery scheme involving prize bonds	\$10,000

1. Licences for raffles under \$10,000 which are issued from Alberta registry agents include an administration fee charged by the registry agent to process the licence application.

## Facility Licence Fees<sup>1</sup>

BINGO FACILITY LICENCE	Class A Facility	No charge
	Class B Facility	\$500
CASINO FACILITY LICENCE		\$500

1. The AGLC receives facility licence fees directly from the facility operator.

## Licence Fees Collected (\$ thousands)

	Bingo Events	Casino Events	Pull-Tickets	Raffles	Total Fees Collected
2006-07	\$ 834	\$ 1,444	\$ 210	\$ 93	\$ 2,581
2007-08	928	1,659	205	91	2,883
2008-09	764	1,772	926	87	3,549
2009-10	625	1,655	1,062	93	3,435
2010-11	\$ 590	\$ 1,653	\$ 710	\$ 90	\$ 3,043



# Contact Information

For more information on charitable gaming, eligibility, use of proceeds or the GAIN program, please contact the AGLC by phone during business hours, or by fax or by email anytime.

## AGLC Offices

Remember you can dial 310-0000 toll-free to access any of these offices. Also check out the AGLC website at [aglc.ca](http://aglc.ca).

### ST. ALBERT

50 Corriveau Avenue  
St. Albert, AB T8N 3T5  
Tel: 780-447-8600  
or 1-800-272-8876

### RED DEER

3, 7965-49 Avenue  
Red Deer, AB T4P 2V5  
Tel: 403-314-2656

### LETHBRIDGE

3103 – 12 Avenue N  
Lethbridge, AB T1H 5P7  
Tel: 403-331-6500

### CALGARY

110, 6715 – 8 Street NE  
Calgary, AB T2E 7H7  
Tel: 403-292-7300  
or 1-800-372-9518

### GRANDE PRAIRIE

10020 – 124 Avenue  
Grande Prairie, AB T8V 5L7  
Tel: 780-832-3000

Additional copies of this publication or the annual report for the AGLC are available on the AGLC's website at [aglc.ca](http://aglc.ca) or by contacting:

**Alberta Gaming and Liquor Commission  
Communications Division  
50 Corriveau Avenue  
St. Albert, AB T8N 3T5  
Telephone: 780-447-8740  
Toll-free: 1-800-272-8876  
Fax: 780-447-8931**

If gambling is a concern for you or someone you know, call the 24-hour **Alberta Health Services toll-free Help-Line, 1-866-332-2322**, for confidential information and support.

# If You Have Questions...

Charitable gaming licensing forms, the Charitable Gaming Policies Handbook, and the Host First Nation Charitable Casino Policies Handbook are available on the AGLC website at: [aglc.ca](http://aglc.ca).

I HAVE...	ABOUT...	MAY I SPEAK TO...
Bingo Questions	Bank Accounts, Financial Reporting	A Bingo Financial Review Clerk
	Licensing, Use of Proceeds	A Bingo Licensing Clerk
Casino Questions	Bank Accounts, Financial Reporting	A Casino Financial Review Clerk
	Licensing, Use of Proceeds	A Casino Licensing Clerk
Pull-Ticket Questions	Bank Accounts, Financial Reporting	A Pull-Ticket Financial Review Clerk
	Licensing, Use of Proceeds	A Pull-Ticket Licensing Clerk
Raffle Questions	Bank Accounts, Financial Reporting	A Raffle Financial Review Clerk
	Licensing, Use of Proceeds	A Raffle Licensing Clerk
GAIN Program Questions	Additional Information	The GAIN Program Administrator
	Registration Questions	The GAIN Program Administrator
Eligibility Questions	Eligibility for gaming licences	An Eligibility Analyst

## Additional Contacts

### BONNIE YASKIW

Director, Licensing and Charitable Gaming  
 Phone: 780-447-8837  
 Fax: 780-447-8911  
 e-mail: [bonnie.yaskiw@aglc.ca](mailto:bonnie.yaskiw@aglc.ca)

### SANDRA FROEHLICH

Manager, Licensing Support  
 Phone: 780-447-7431  
 Fax: 780-447-8911  
 e-mail: [sandra.froehlich@aglc.ca](mailto:sandra.froehlich@aglc.ca)

### DARRELL SKARBAN

Manager, Financial Review  
 Phone: 780-447-8978  
 Fax: 780-447-7502  
 e-mail: [darrell.skarban@aglc.ca](mailto:darrell.skarban@aglc.ca)

### TERRY DELORME

Manager, Licensing Eligibility  
 Phone: 780-447-8987  
 Fax: 780-447-8911  
 e-mail: [terry.delorme@aglc.ca](mailto:terry.delorme@aglc.ca)

### Gaming Licensing

general e-mail:  
[gaming.licensing@aglc.ca](mailto:gaming.licensing@aglc.ca)

### Financial Review

general e-mail:  
[financial.review@aglc.ca](mailto:financial.review@aglc.ca)

### GAIN Program

general e-mail:  
[gain@aglc.ca](mailto:gain@aglc.ca)

...the first of these is the fact that the ...

...the second of these is the fact that the ...

...the third of these is the fact that the ...

...the fourth of these is the fact that the ...

...the fifth of these is the fact that the ...

...the sixth of these is the fact that the ...

...the seventh of these is the fact that the ...

...the eighth of these is the fact that the ...

...the ninth of these is the fact that the ...

...the tenth of these is the fact that the ...

...the eleventh of these is the fact that the ...

...the twelfth of these is the fact that the ...

...the thirteenth of these is the fact that the ...

...the fourteenth of these is the fact that the ...

...the fifteenth of these is the fact that the ...

...the sixteenth of these is the fact that the ...

...the seventeenth of these is the fact that the ...

...the eighteenth of these is the fact that the ...

...the nineteenth of these is the fact that the ...

...the twentieth of these is the fact that the ...

...the twenty-first of these is the fact that the ...

...the twenty-second of these is the fact that the ...

ISBN: 978-0-7785-9744-5

Printed in Canada on recycled paper

